





Best Value Performance Report OSOC (Housing and City Support) Q1 2004/05

PI	Definition	B&H 2003/04			B&H Performance against comparator's 2002/03 quartile data			Additional information
		2002/03 result	2003/04 result	2003/04 Target	Top	Median	Bottom	
No.								



Best Value Performance Indicator reference number and definition



This block contains

- The 2002/03 audited results
- The 2003/04 result (not audited)
- Green on or Exceeding Target
- Yellow Below Target (0-15%)
- Red Well Below Target (more than 15%)
- Target for 2003/04










2002/03 Quartile data

Performance to date is compared to quartiles.
Indicated by:

- Top quartile = green
- Median = yellow
- Bottom quartile = red



Additional performance information.

PI	Definition	B&H 2003/04			B&H Performance against (2002/03) Quartile information			Additional information
		2002/03 result	2003/04 result	2003/04 Target	Top	Median	bottom	
64	The number of private sector vacant dwellings that are returned into occupation or demolished during 2003/04 as a direct result of action by the council	128	4 (cumulative) 	126	This indicator changed from a percentage to a number in 2002/03 there is currently no quartile information			Well Below Target
185	CPA % of responsive repairs during 2003/04 for which the authority both made and kept an appointment	N/a	57.00% 	73.00%	73.00%	25.00% 	0.00%	Well Below Target
62	CPA The proportion of unfit private sector dwellings made fit or demolished as a direct result of action by the council	5.51%	5.35% 	5.40%	4.50% 	2.80%	1.60%	Below Target
66a	CPA Proportion of rent arrears collected by the council	96.40%	96.40% 	96.90%	97.6%	96.8%	95.9% 	On Target

183a	<div>CPA</div> <div>Average length of stay (in weeks) in bed and breakfast accommodation for homeless households that include dependent children or a pregnant woman and which are unintentionally homeless and in priority need</div>	10.40	5.00 <div><div></div></div>	6.00	1.00	4.00	9.00 <div><div></div></div>	<div>(L12): A snapshot the number of families and pregnant women in B&B accommodation over 6 weeks. Is currently at 0</div> <div>Exceeding Target</div>
------	--	-------	-----------------------------	------	------	------	-----------------------------	---