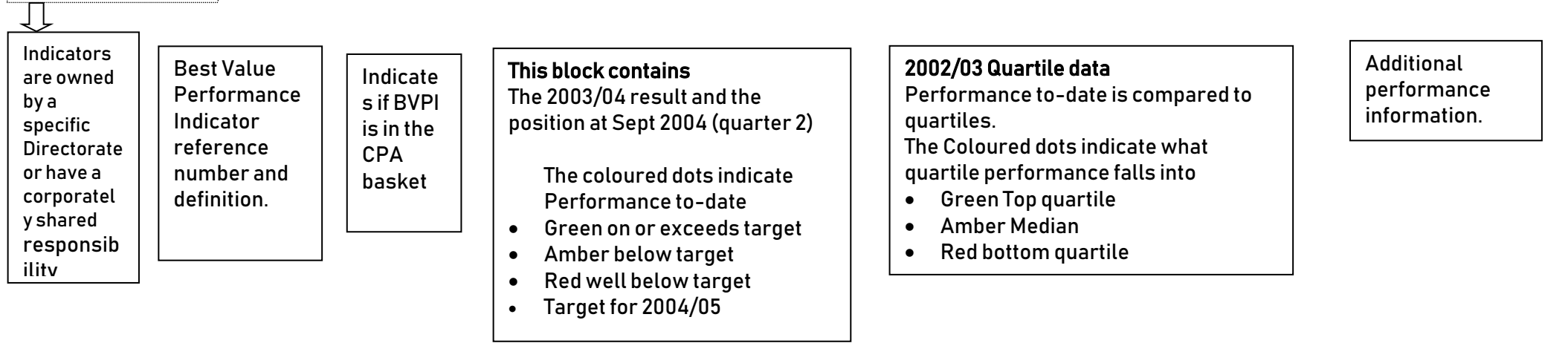




## Best Value Performance Report 2004/05 Quarter Two Results OSOC

PI No.	PI Definition	Performance information			Q2 Performance against comparator's 2002/03 quartile data			Additional information
		2003/04 Audited result	Position at Sept 2004 (Q2)	Target 2004/05	Top Quartile	Median Quartile	Bottom Quartile	
	CPA	●			●	●	●	
Directorate								





PI	PI Definition	Performance information			Q2 Performance against Quartile information 2002/03			Additional Information
		2003/04 Audited results	Position at Sept 2004 (Q2)	Target 2004/05	Top Quartile	Median Quartile	Bottom Quartile	

## All Directorates

8	<b>CPA</b> % of invoices which were paid within 30 days by the Council	85.96%	89.95% 	100.00%	91.00%	87.00% 	83.00%	
12	<b>CPA</b> The number of working days/shifts lost to sickness absence	11.36	3.53  cumulative	4.30	9.00	10.00	11.00	Data up to August only

## Housing and City Support

9	<b>CPA</b> % of council tax collected by the council	95.56%	55.41%  cumulative	95.60%	98.00%	97.00%	96.00%	
10	<b>CPA</b> % of business rates collected by the council	98.39%	58.75%  cumulative	98.40%	99.00%	98.40%	98.00%	

