



**CREATING THE CITY OF OPPORTUNITIES**

A SUSTAINABLE COMMUNITY STRATEGY FOR THE CITY OF BRIGHTON AND HOVE

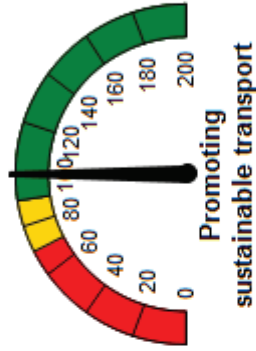
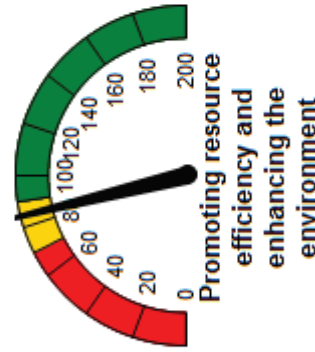
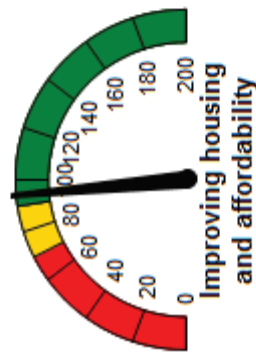
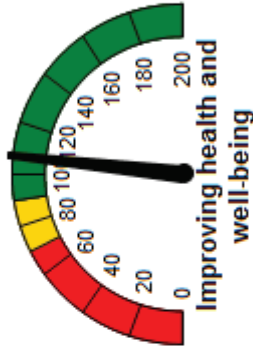
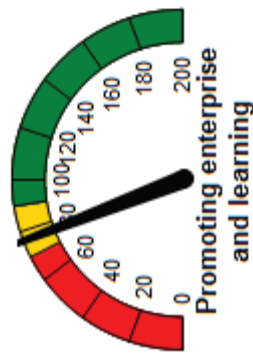


# Local Area Agreement Delivery Plan

Exception Report – Scrutiny Commission 14<sup>th</sup> July 2009



## Executive Summary Performance Indicators per Theme



Goal Area	Number of Performance Indicators on Target	Number of Performance Indicators Inside Variable range of Target	Number of Performance Indicators Outside Variable range of Target	Total Number of Performance Indicators
Promoting enterprise and learning	3	2	4	9
Reducing crime and improving safety	10	1	2	13
Improving health and well-being	10	5	3	18
Strengthening communities and involving people	6	1	1	8
Improving housing and affordability	5	0	2	7
Promoting resource efficiency and enhancing the environment	3	0	1	4
Promoting sustainable transport	1	0	1	2

Promoting enterprise and learning

<b>NI152 The number of working age people claiming out of work benefits</b>									
<table border="1"> <caption>Bar Chart Data</caption> <thead> <tr> <th>Category</th> <th>Value</th> </tr> </thead> <tbody> <tr> <td>Actual</td> <td>21,135.00</td> </tr> <tr> <td>Target</td> <td>20,630.00</td> </tr> </tbody> </table>				Category	Value	Actual	21,135.00	Target	20,630.00
Category	Value								
Actual	21,135.00								
Target	20,630.00								
<b>Indicator</b>	<b>Target</b>	<b>Actual</b>	<b>Status</b>						
No.	20,630.00	21,135.00							
<b>Comments</b>									
<p>Baseline - 21,702 (average of 4 quarters up until May 07). This data relates to an average of 4 quarters up to September 08. Release of data is lagged by around 8 months to realtime. To give an indication of the number of working age people on out of work benefits in the city, Job Seekers Allowance claims were at 4.3% of the working age population in April 09. The same measure was at 2.6% in April 08.</p> <p>Up until May 08 we were on target with reducing the number of residents claiming working-age benefits. There has been a pronounced up-turn in the rate of key benefit claimants across Britain, making it unlikely any local authority will hit their target against NI 152.</p>									

213

<b>1.3.1 : Commission the City Employment and Skills Plan (CESP) Evaluation Report to monitor the success of the City Employment and Skills Steering Group in making progress against the CESP strategic priorities.</b>			
<b>Actions</b>	<b>DOT</b>	<b>Comments</b>	<b>By When</b>
1.3.1.1 : CESP - Final mid-term evaluation report completed		The mid-term evaluation has been completed. A new action plan with priorities for 2009/10 has been developed. A new evaluation framework to monitor the progress of the Action Plan has been identified and will be developed with the assistance of the Council's Performance team.	Mar/2009
			<b>Lead Partner</b>
			City Employment and Skills Steering Group
<b>1.3.2 : Breakthrough Programme, which assists workless city residents back into the labour market</b>			
<b>Actions</b>	<b>DOT</b>	<b>Comments</b>	<b>By When</b>
			<b>Lead Partner</b>



### 1.3.2 : Breakthrough Programme, which assists workless city residents back into the labour market

Actions	DOT	Comments	By When	Lead Partner
1.3.2.1 : 'Breakthrough Programme' - 300 workless residents engaged, of which 60 to secure work placements, 50 to secure employment and 20 to partake in volunteering		345 residents have been engaged, of whom 48 have secured employment, 87 have gained voluntary work, 57 have been offered work placements. The project has been very successful and it's an excellent case of good partnership working. The project has secured funding to run for at least one more year.	Mar/2009	City Employment and Skills Steering Group

### 1.3.3 : Part-fund, support and monitor delivery of the Futures Programme

Actions	DOT	Comments	By When	Lead Partner
1.3.3.1 : 'Futures Programme' - 45 workless residents engaged, receiving training and work placements in the hospitality sector, of which 30 secure employment		40 residents have been trained, 6 have entered into employment, 38 have successfully completed work placements. The employers who offered work placements have been impressed by the quality of participants. Job outputs have been low due to the economic downturn.	Mar/2009	City Employment and Skills Steering Group

### 1.3.4 : Part-fund the Housing Benefit "Back to Work" Project, which provides discretionary payments to support benefit claimants in making the transition to employment

Actions	DOT	Comments	By When	Lead Partner
1.3.4.1 : 'Back to work project' - 40 claimants to secure employment		18 residents have been helped into work since the beginning of the project. LABGI funding for this project was approved by the CESSG in late July 08 and the project didn't start before August 08.	Jul/2009	City Employment and Skills Steering Group

## Promoting enterprise and learning

Indicator	Target	Actual	Status
£	20,185.00	19,477.00	
<p><b>Comments</b></p> <p>Baseline - 18,833 (2005 data). The result relates to 2006 - it is the latest result available for this measure.</p> <p>2006 was a good year for the UK economy as a whole, but growth in Brighton &amp; Hove was at a slower rate than all other comparators (absolute and per head). The city has a higher GVA per head than the UK, but lags behind the South East and selected cities.</p>			


Year	Actual	Target
08/09	19,477	20,185

215



1.7.1 : Part-fund the East Sussex Sustainable Business Partnership in delivering energy audits and green action grants to local firms (BHCC funding will be spent on Brighton & Hove Businesses)			
Actions	DOT	Comments	Lead Partner
1.7.1.1 : Sustainable Business Partnership - 40 local businesses receiving Green Action Grants		Business Link began offering a new grant to enable local businesses to make environmental improvements in January 2009. To avoid duplication of services the East Sussex Sustainable Business Partnership agreed to defer delivery of council-funded grants until July 2009, when funding for the Business Link grant ends.	City Employment and Skills Steering Group
1.7.2 : Part-fund the City Business Clinics offered, offered by Business Link to local SMEs that are more than two years old			
Actions	DOT	Comments	Lead Partner
1.7.2.1 : Business Link - 32 business clinic slots filled		46 City Business Clinic sessions filled from July 2008 to end-March 2009, exceeding target by 14.	City Employment and Skills Steering Group



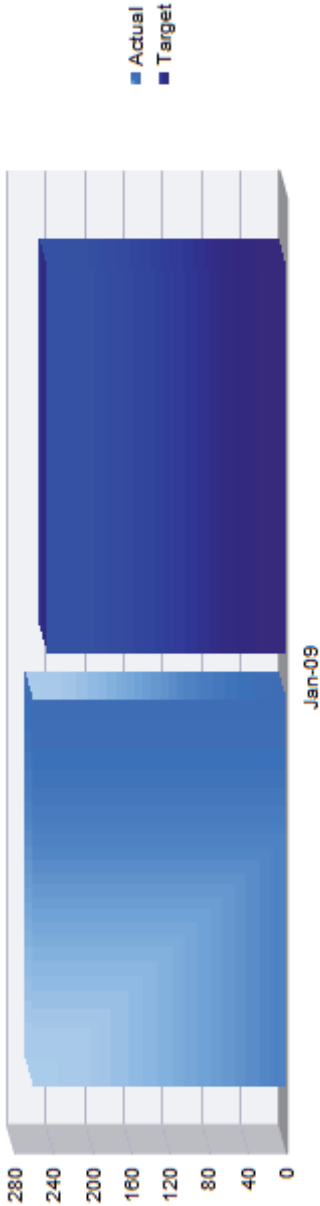

### 1.7.3 : Provide funding to support the Brighton & Hove Chamber of Commerce in offering expanded services to new and existing members

Actions	DOT	Comments	By When	Lead Partner
1.7.3.1 : Chamber of Commerce - New Chamber website and 33 business events/training sessions engaging 1450 local businesses		Brighton & Hove Chamber of Commerce website is complete and live. 1500 businesses were engaged at 33 business events and training sessions, exceeding the project-end target.	Mar/2009	City Employment and Skills Steering Group

### 1.7.4 : Ensure B&H benefits for the new SEEDA funded Innovation & Growth Teams (IGT) to be established in 2009

Actions	DOT	Comments	By When	Lead Partner
1.7.4.1 : SEEDA funded Innovation and Growth Teams - Brighton & Hove actively involved in the preparation of the business plan for the city.		Partners who will be delivering the Brighton & Hove & East Sussex Innovation Team services submitted a bid to SEEDA in February 2009, which resulted in the partners being asked to work with SEEDA in developing the bid further. The project is ongoing, with four meetings a month between partners, and a final bid to SEEDA is expected in summer 2009.	Mar/2009	City Employment and Skills Steering Group
1.7.4.2 : SEEDA IGT - Meaningful presence of IGT established in the city		The new IGT will operate in East Sussex and Brighton & Hove, meaning many delivery partners are stake-holders and in some cases will be working together for the first time. Given the complex project development process, SEEDA has been receptive to the delivery partners' ambition for the new IGT, and it is anticipated that the team will be established and operating in early 2010.	Mar/2009	City Employment and Skills Steering Group

**Reducing crime and improving safety**



<p><b>NI030 - The number of convictions for Prolific and other Priority Offenders (POs) over a 12 month period</b></p>  <table border="1"> <thead> <tr> <th>Category</th> <th>Value</th> </tr> </thead> <tbody> <tr> <td>Actual</td> <td>262</td> </tr> <tr> <td>Target</td> <td>247</td> </tr> </tbody> </table>	Category	Value	Actual	262	Target	247	<p><b>Indicator</b></p> <p><b>No.</b></p>	<p><b>Target</b></p> <p>247.00</p>	<p><b>Actual</b></p> <p>262.00</p>	<p><b>Status</b></p>  <p><b>Comments</b> This data shows the number of convictions over a 12 month period (of a specific cohort of 83 offenders), the latest result being 262 and a target of 247 convictions for quarter 2 (target in Q2 to see a 14% reduction, actual reduction was 8.1%).</p>
Category	Value									
Actual	262									
Target	247									

217

<p><b>2.2.1 : Provide a full range of protective and preventative interventions to reduce risk factors of young people re-offending, specifically to those meeting 'Deter' criteria (as defined by the Youth Justice Board)</b></p>	<p><b>By When</b>   <b>Lead Partner</b></p>
<p><b>Actions</b></p>	<p><b>DOT</b>   <b>Comments</b></p>




**2.2.1 : Provide a full range of protective and preventative interventions to reduce risk factors of young people re-offending, specifically to those meeting 'Deter' criteria (as defined by the Youth Justice Board)**


Actions	DOT	Comments	By When	Lead Partner
2.2.1.1 : Undertake evaluation of interventions through service user group		<p>Q1 A service user group has been created and is being managed by a YOT caseworker. It has met twice with up to six young people attending each meeting.</p> <p>Q2 Service user group met a further time and one young person attended the YOT management meeting to pass on the thoughts of the group.</p> <p>Q3 This group is currently being run by a YOT caseworker and proving to be too onerous a task on top of usual case management duties. A non YOT mediator has been sought from YAC but they are not currently able to supply anyone. Group to be re-formed and progressed once a suitable mediator is found.</p> <p>Q4 There is continuous service evaluation of the YOT by young people via the 'What do You Think' evaluation form which is completed on each order.</p> <p>Although the service user group is not currently operational, we are continuing to access feedback from service users via other means.</p>	Mar/2009	Crime Reduction & Community Safety Partnership
2.2.1.2 : Include those meeting deter criteria in the monthly Management of Serious Harm (MoSH) meeting agenda		<p>Q1 Those meeting deter criteria (Asset of 21 or above) are now being brought to the MoSH meeting.</p> <p>Q2 No further update.</p> <p>Q3 No further update.</p> <p>Q4 The YOT will be moving from a monthly to a weekly risk meeting where young people from the deter cohort and group (high risk of re-offending) will be discussed and monitored as well as those assessed as having a medium or high risk of harm (to themselves or others). Practice managers and the newly appointed project worker will sit on this group to ensure that project work is targeted at deter young people.</p>	Mar/2009	Crime Reduction & Community Safety Partnership





**2.2.1 : Provide a full range of protective and preventative interventions to reduce risk factors of young people re-offending, specifically to those meeting 'Deter' criteria (as defined by the Youth Justice Board)**

Actions	DOT	Comments	By When	Lead Partner
2.2.1.3 : Agree aftercare package with TYSS for high risk young people ending an order with the YOT		<p>Q1 TYSS to become functional in September so action not started.</p> <p>Q2 No further update.</p> <p>Q3 An after-care package for high risk young people has not yet been agreed with TYSS due to limited resources which are targeted at preventing young people from entering the youth justice system (rather than at known offenders re-offending).</p> <p>Q4 After care package still to be agreed and finalised but YOT will be offering support via voluntary packages (hopefully in conjunction with TYSS) and work of the newly appointed Project Worker. It should be noted that these are not a statutory requirement of the YOT and will be offered on a case by case basis resources permitting. Young people would participate on a voluntary basis only.</p>	Mar/2009	Crime Reduction & Community Safety Partnership

**2.2.1 : Provide a full range of protective and preventative interventions to reduce risk factors of young people re-offending, specifically to those meeting 'Deter' criteria (as defined by the Youth Justice Board)**

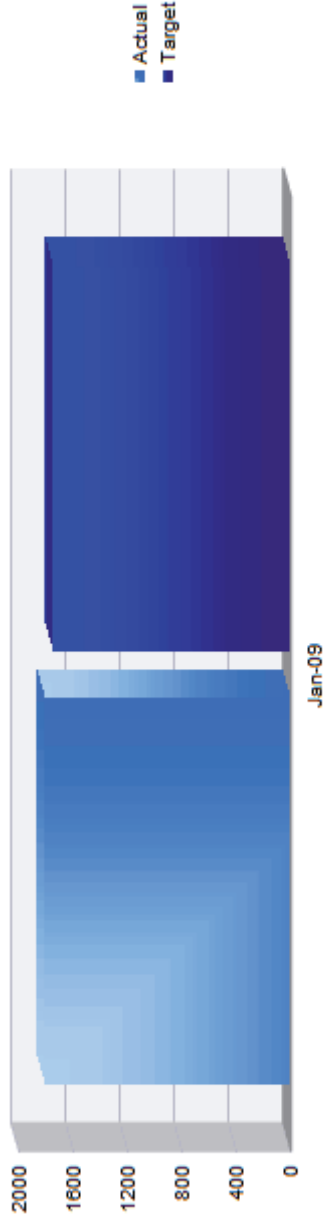
Actions	DOT	Comments	By When	Lead Partner
2.2.1.4 : Explore use of a risk matrix to identify additional support provided to Deter cohort		<p>Q1 The Deter strand (re-offending) will focus on those young people who are at high risk of re-offending via intensive casework and developing project work (arts and music) to better engage those young people.</p> <p>Q2 The YOT is exploring the employment of a full time project worker to support the deter cohort and group by developing positive activities which can act as a protective measure.</p> <p>Q3 Project worker JD finalised and to be advertised internally to current YOT staff. Post will initially be for a six month trial period.</p> <p>Q4 Project worker employed to work intensively with deter cohort and others identified as benefiting from positive activities. Whilst the risk matrix idea has not been carried forward, the use of a dedicated project worker and bringing deter young people to the monthly (soon to be weekly) MOR (management of risk) meeting has satisfied the need to provide additional support to this high risk group.</p>	Mar/2009	Crime Reduction & Community Safety Partnership
<p><b>2.2.2 : Sustain delivery of the Priority &amp; Prolific Offender Project against national good practice, incorporating work which: deters young first time offenders, prevents young people from becoming repeat offenders, provides prompt and effective investigation of adults and swift recall to prison upon re-offending. Seek to rehabilitate and resettle through improved status and personal circumstances of offenders in the areas of housing, health (including drug treatment), education, training and employment</b></p>				
Actions	DOT	Comments	By When	Lead Partner

<b>2.2.2 : Sustain delivery of the Priority &amp; Prolific Offender Project against national good practice, incorporating work which: deters young first time offenders, prevents young people from becoming repeat offenders, provides prompt and effective investigation of adults and swift recall to prison upon re-offending. Seek to rehabilitate and resettle through improved status and personal circumstances of offenders in the areas of housing, health (including drug treatment), education, training and employment</b>				
<b>Actions</b>	<b>DOT</b>	<b>Comments</b>	<b>By When</b>	<b>Lead Partner</b>
2.2.2.1 : PPO Steering Group to reallocate resources in response to any feedback from operational managers around barriers to progress. (Indicator: % of PPOs with named keyworkers)		Scheme now extended to include a wider group of priority and prolific offenders than the defined cohorts who were included within the original LPSA funded scheme. Savings within agreed budget for this year have been allocated to a Restorative Justice scheme aimed at reducing re-offending by young people who are already within the youth criminal justice system and to a rent in advance and deposit scheme for those adult offenders for whom homelessness upon release from prison is most likely to cause re-offending. Some resources also to fund communications work about successes in order to help reduce fear of crime and improve perceptions.	Mar/2009	Crime Reduction & Community Safety Partnership
2.2.2.2 : Extend PPO Project to include all prolific offenders who commit crimes other than acquisitive crimes and establish delivery arrangements across CDRP partners.		Important factors in reducing offending by PPOs relate to their having an assigned keyworker and them engaging in drug treatment where drug use is a motivator in their offending. (In December 08 there were 57 PPOs currently being worked with. 56 of these PPOs had a named keyworker assigned. Of these 57 PPOs, 38 were in need of drug treatment, 76% of whom were actually engaged in treatment)	Mar/2009	Crime Reduction & Community Safety Partnership

### Improving health and well-being

Indicator	Target	Actual	Status
No.	1,750.00	1,809.00	
<p><b>Comments</b>                      Projected result for 2008/09 is 1809 per 100,000. This estimated actual, if confirmed by the end of year figures, represents a failure to meet the target. The increase for 2008/09 is currently 15.4% from the projected 2007/08 figure rather than the 10.1% projected. If the admissions continue to increase at this rate, the 2010/11 target will be difficult to achieve.</p>			

NI039 - Rate of Hospital Admissions per 100,000 for Alcohol Related Harm



**3.1.1 : Commission additional community based specialist alcohol treatment services to treat those with alcohol dependency providing additional 240 places per year from April 2009**


Actions	DOT	Comments	By When	Lead Partner
3.1.1.1 : LGBT work – development of materials and identification of keys partners		Completed.	Sep/2008	Primary Care Trust

**3.1.2 : Promote access to alcohol interventions for perpetrators and victims of domestic violence, those involved in public place violent crime and alcohol related offending**


Actions	DOT	Comments	By When	Lead Partner
3.1.2.1 : Dual diagnosis work – indentifying training provider and contracts agreed  Development of Community Alcohol Service which is targeted towards the at risk groups		Action plan to be agreed as part of strategy, based on Scrutiny review recommendations.	Dec/2008	Primary Care Trust



**3.1.3 : Promote uptake of the alcohol Local Enhanced Service for GPs to offer brief interventions to patients drinking in a hazardous or harmful way, following opportunistic screening**

<b>Actions</b>	<b>DOT</b>	<b>Comments</b>	<b>By When</b>	<b>Lead Partner</b>
3.1.3.1 : LGBT work – recruitment of Health Trainers		Proposed provider delivered too slowly, so alternative provider sought.	Nov/2008	Primary Care Trust

**3.1.4 : Reduce the number of alcohol related hospital admissions against trajectory by 0% (2008/09), 3% (2009/10), 6% (2010/11) by commissioning a brief intervention service to 23,000 people drinking at hazardous levels and who may be at risk of hospital admission over 3 years**

<b>Actions</b>	<b>DOT</b>	<b>Comments</b>	<b>By When</b>	<b>Lead Partner</b>
3.1.4.1 : Improve capacity and care pathways between RSCH and SPT		Care pathway specified in tendering document and contract awarded. Implementation plan being rolled out.	Jun/2009	Primary Care Trust

**Improving health and well-being**

<b>NI112 Under 18 conception rate per 1000 population of 15-17 year olds</b>																
<table border="1"> <caption>Under 18 Conception Rate Data</caption> <thead> <tr> <th>Year</th> <th>Actual</th> <th>Target</th> </tr> </thead> <tbody> <tr> <td>08/09</td> <td>43.20</td> <td>38.68</td> </tr> </tbody> </table>		Year	Actual	Target	08/09	43.20	38.68	<table border="1"> <thead> <tr> <th>Indicator</th> <th>Target</th> <th>Actual</th> <th>Status</th> </tr> </thead> <tbody> <tr> <td>No.</td> <td>38.68</td> <td>43.20</td> <td></td> </tr> </tbody> </table>	Indicator	Target	Actual	Status	No.	38.68	43.20	
Year	Actual	Target														
08/09	43.20	38.68														
Indicator	Target	Actual	Status													
No.	38.68	43.20														
Comments																

224

**3.5.1 : Ensure post-birth sexual health appointments provided to all**

Actions	DOT	Comments	By When	Lead Partner
3.5.1.1 : All young parents provided with post natal contraception assessment within one month of delivery.		Contract is in place for 100% post natal contraception services to be provided from BSUH and specialist midwife role. A total of 104 deliveries are recorded for 2008, of which 75 (72%) were within the offered appointment with the midwife and contact was made with 47 (63%).	Mar/2009	Children & Young People's Trust

**3.5.2 : Ensure post-termination support to further reduce repeat terminations**

Actions	DOT	Comments	By When	Lead Partner







### 3.5.2 : Ensure post-termination support to further reduce repeat terminations

Actions	DOT	Comments	By When	Lead Partner
3.5.2.1 : Contract arrangements in place with BPAS to provide referrals to east Brighton		Contract arrangements are in place with BPAS and East Brighton with an agreed performance target of 80% of U19's accessing BPAS for a termination against total referrals, set by the PCT.  Q1-Q3 Out of 54 termination's in under 19s, 36 (67%) consented to a referral from BPAS to east Brighton. Out of these 19 (53%) took up the offered service. A review of commissioned activity confirmed that the process of referring from BPAS to an external and unknown provider for the young person appeared to be the reason for low outputs. Service improvement were included in the successful business case application for additional funding to the PCT.	Mar/2009	Children & Young People's Trust


### 3.5.3 : Improve targeted youth support to young women aged 15-17 with multiple risk factors

Actions	DOT	Comments	By When	Lead Partner
3.5.3.1 : Screening tools to be developed and implemented across all partners working with vulnerable young people.		Targeted Youth Support Model agreed and implemented across IYSS which includes a risk factor check sheet.	Mar/2009	Children & Young People's Trust
3.5.3.2 : SLA's and contracts in place		100% in place	Mar/2009	Children & Young People's Trust
3.5.3.3 : School based school nurse targeted service in place across 4 schools		4 school nurse leads identified from April 08 and 3 schools / 1 PRU site delivering targeted school nurse role, screening years 10 and 11 using the IYSS check sheet. Target: each carry a case load of 10 young women.  To date 123 young women have been referred to the school nurses and contact has been made with 65 (53%).	Mar/2009	Children & Young People's Trust

**3.5.3 : Improve targeted youth support to young women aged 15-17 with multiple risk factors**

Actions	DOT	Comments	By When	Lead Partner
3.5.3.4 : Targeted sexual health service in place as part of delivery of the targeted youth service		<p>Central and West post in place from June / July 08. In the west 158 contacts have been made with young people and in the central 85 contacts have been made demonstrating effective outcomes with contraception use.</p> <p>Gap identified in the east for the targeted posts as the Choosing health funding post had evolved into a specialist post.</p>	Mar/2009	Children & Young People's Trust
3.5.3.5 : Action plan agreed for school based sexual health services		<p>School based health services action plan was agreed with the TP/SM partnership board. The funding was secured with jointly PCT and SHA monies. The first three schools have successfully been engaged and have completed consultation exercises with students, schools communities and parents. The delay in recruiting round two schools in Q4 resulted as a school nurse review was initiated and completed. This was achieved and identified the delivery of the teenage pregnancy agenda and the health drop-ins / targeted work / TP3 group work as areas of priority. Round two schools received initial discussions and have all agreed to work with the CYPT / IYSS / school nursing service to scope the potential for delivery in Q1 2009/10</p>	Mar/2009	Children & Young People's Trust
3.5.3.6 : Contract performance reports submitted that are RAG rated against agreed targets across all contracts	No Target	<p>Quarterly reporting structure is in place with flows of information per month being implemented across 80%. Latest report produced in March for April 08 - February 09. Future quarterly reports are due in July and October.</p>	Mar/2009	Children & Young People's Trust

**3.5.3 : Improve targeted youth support to young women aged 15-17 with multiple risk factors**

Actions	DOT	Comments	By When	Lead Partner
3.5.3.7 : Comprehensive sexual health and contraceptive assessment and review package highlighted. Screening tool for vulnerable young people developed.		<p>Cross reference with point 1. Outreach services have been developed across young peoples services and colleges / training providers. Mid year the performance level was below expectation and a review was held. Service Improvement agreement were put in place but data collection remains a factor within southdowns sexual health services. It was agreed that an options paper be produced in the Teenage Pregnancy Action paper to explore alternative delivery models. Outputs for 2008/09.</p> <p>There are 12 different outreach sessions which have been accessed by the under 19s 1568 times; there are 2 youth sessions offered which have been contacted 750 times. The target proportion of under 19s accessing outreach and young people's sessions is 80%; in the last year 71%(2318/3253) was achieved.</p> <p>The target proportion of under 19s in outreach and young people's sessions issued with contraception which is LARC was graduated rising from 8% in April 08 to 12% by March 09; in the last year overall 10% (76/770) was achieved and in the last quarter this was 14% (21/152).</p>	Mar/2009	Children & Young People's Trust

**Improving health and well-being**




<b>NI116 - Proportion of children in poverty</b>		<b>Indicator</b>	<b>Target</b>	<b>Actual</b>	<b>Status</b>
		%	19.00	21.00	
		<b>Comments</b>			
<p>Actual: 21.00, Target: 19.00</p>					

28

<b>3.6.1 : Build empowerment activities, volunteering opportunities and training offers into the offer of the Children’s Centres to prepare families to enter the workplace at a higher trained level once children start school</b>		<b>By When</b>	<b>Lead Partner</b>
<b>Actions</b>	<b>DOT</b>	<b>Comments</b>	
3.6.1.1 : Delivery of a Citywide volunteering strategy for all Children’s Centres		Volunteering Policy now in place and signed up to by all Centre managers The numbers of parents volunteering in the CC’s is increasing with clear volunteering roles in place and links with SDH volunteering services to widen the range of opportunities.	Children & Young People’s Trust
3.6.1.2 : Children’s Centres participation in the delivery of the Family Learning Impact Fund project (see NI 152)		Work has just started – will update for the next report. ‘We have to date run 10 FLIF Courses and another 21 are scheduled to run this term. We have just applied for further funding to expand this provision in 2009-10; these courses are in addition to the 60 Family Learning courses funded through the LSC in 2008-9.’	Children & Young People’s Trust



**3.6.2 : Promote take-up by low income and disadvantaged families of the free early year's entitlement for 3 and 4 year olds.**

Actions	DOT	Comments	By When	Lead Partner
3.6.2.1 : Increase entitlement to 15 hours per week for all children		Consultation underway. Paper going to the CYTB in January. The CYPTB agreed a strategy of funding all children in those early years settings with the highest proportion of children who live in the worst 30% of Super Output Areas as defined by the Index of Deprivation Affecting Children and a range of maintained, private and voluntary providers have agreed to take part in the pilot from September 2009. All providers have been informed that the funding for the extra hours will be available from September 2010.	Mar/2009	Children & Young People's Trust
3.6.2.2 : Family Information service Arabic speaking officer has undertaken visits to BME community and faith groups to promote use of childcare and early education. Initiating a service from the Family Information Service, in consultation with EMAS, to BME and EAL parents offering co-ordination and support for visits to early years settings.		Family Information Service Advisors and the FIS School Preference Officer undertake regular outreach to universal and targeted groups with promotional literature and the offer to support visits and introductions to early years services	Jun/2009	Children & Young People's Trust
3.6.2.3 : Deliver targeted promotion, advice and information to BME communities on the 3 and 4 yr old entitlement and on the CEWTC.		Family Information service Arabic speaking officer has undertaken visits to BME community and faith groups to promote use of childcare and early education. Initiating a service from the Family Information Service, in consultation with EMAS, to BME and EAL parents offering co-ordination and support for visits to early years settings.  Family Information Service Advisors and the FIS School Preference Officer undertake regular outreach to universal and targeted groups with promotional literature and the offer to support visits and introductions to early years services	Jun/2009	Children & Young People's Trust

### 3.6.3 : Improve take up of the Childcare element of the Working Tax Credit and provide information and advice on this to families of children aged 0-15years with particular emphasis on ethnic minority groups

Actions	DOT	Comments	By When	Lead Partner
3.6.3.1 : Thereafter a 2 % increase year on year		Brighton and Hove Childcare Element uptake 22.6% at Sep-Dec 08 (HMRC figs) Up 1.6% on 2006/7 (21%) against national take up figure of 17% 2006/7 and 19.23 Sep-Dec 08 N.B. No 2007/8 average percentage available as yet	Mar/2009	Children & Young People's Trust
3.6.3.2 : A 2% increased take up of the childcare element of the working tax credit		Family Information Service officer promoting take up as part of visits to BME community and faith groups Brighton and Hove Childcare Element uptake 22.6% at Sep-Dec 08 (HMRC figs) Up 1.6% on 2006/7 (21%) against national take up figure of 17% 2006/7 and 19.23% Sep-Dec 08 N.B. No 2007/8 average percentage available as yet	Mar/2009	Children & Young People's Trust
3.6.3.3 : Promotional information on the childcare element of the working tax credit to all schools as part of the FIS Links in schools programme For BME see below		FIS links induction to Special Schools. Initiating Links induction for all other schools Family Information Service early education and childcare leaflet detailing the route to Working Tax Credits and the childcare element due to go out to all parents via schools April 09 Family Information Service early education and childcare leaflet detailing the route to Working Tax Credits and the childcare element due to go out to all parents via schools FIS links person inducted for each Special Schools June 09 Initiating Links induction for all other schools. May 09 24 links inducted April 09 Remaining links induction for each school to be completed Nov 09	Mar/2009	Children & Young People's Trust



### Strengthening communities and involving people

<p><b>NI004 - % of people who feel they can influence decisions in their locality</b></p> <table border="1"> <thead> <tr> <th>Category</th> <th>Value</th> </tr> </thead> <tbody> <tr> <td>Actual</td> <td>27.60</td> </tr> <tr> <td>Target</td> <td>29.40</td> </tr> </tbody> </table>		Category	Value	Actual	27.60	Target	29.40	<table border="1"> <thead> <tr> <th>Indicator</th> <th>Target</th> <th>Actual</th> <th>Status</th> </tr> </thead> <tbody> <tr> <td>%</td> <td>29.40</td> <td>27.60</td> <td></td> </tr> </tbody> </table> <p><b>Comments</b>                  The 'actual' figure is taken from the Place survey and represents a baseline, which is compared with a figure taken from the previous years City Views. While the question is the same, the sample selection may be variable.                   Perception targets are notoriously difficult to measure. It is widely acknowledged that any number of external factors may impact on a persons perception regarding their ability to influence decision making. Therefore, a programme of activity is being delivered under this indicator which focuses on supporting a culture and opportunities for people to engage in their community, and in local and citywide decision making. This means that outcomes and outputs of this activity can be monitored and measured at a local level and in ways that have a meaning and context for local people to provide supplementary information.                   South East result - 28.2%. UK result - 28.9%</p>	Indicator	Target	Actual	Status	%	29.40	27.60	
Category	Value															
Actual	27.60															
Target	29.40															
Indicator	Target	Actual	Status													
%	29.40	27.60														

231

4.2.1 : Elect CVSF representatives			
Actions	DOT	Comments	Lead Partner
4.2.1.1 : 30 representatives elected (30 individuals / 20 organisations) and active on 20 partnerships, attending regular partnership meetings		58 CVSF reps in 71 seats on 33 partnerships, attending regular meetings and developing dialogue between public and third sectors. Significant growth in CVSF representation during 2008/9 resulted in increased influence of the third sector on citywide decision-making.	Stronger Communities Programme Partnership
4.2.10 : Develop a communications plan for local involvement opportunities			
Actions	DOT	Comments	Lead Partner



#### 4.2.10 : Develop a communications plan for local involvement opportunities

Actions	DOT	Comments	By When	Lead Partner
4.2.10.1 : Communications plan developed and adopted		Community Engagement Framework communication plan In draft	Mar/2009	Stronger Communities Programme Partnership

#### 4.2.11 : Undertake annual satisfaction survey of CVSF members to measure perception of ability to influence citywide decision-making and evaluate impact of SCP activities

Actions	DOT	Comments	By When	Lead Partner
4.2.11.1 : % CVSF members who feel: Informed Networked Represented Able to influence Satisfied about opportunities to influence Satisfied with accessibility / quality of CVSF services		<p>From CVSF members' survey Mar 09: 75% feel well informed about local/regional/national policy and strategy affecting the third sector 78% feel well networked (third sector organisations communicate and are able to work effectively together) 67% feel that CVSF is good at involving them in consultations/developing position statements 65% feel that statutory agencies are good at involving them in decision-making processes and take account of their views 59% feel they can influence decision-making 87% are satisfied with the accessibility and 88% with the quality of CVSF services</p> <p>These statistics all demonstrate the significant extent to which third sector organisations are working effectively to strengthen partnership and therefore influence around decision-making, and they set useful baselines for subsequent improvement.</p>	Mar/2009	Stronger Communities Programme Partnership

<b>4.2.12 : Undertake satisfaction survey (planned in conjunction with CVSF) focused on neighbourhood representatives</b>			
<b>Actions</b>	<b>DOT</b>	<b>Comments</b>	<b>By When Lead Partner</b>
4.2.12.1 : BHCC satisfaction survey		This activity is now planned for delivery in September 2009	Jun/2009 Stronger Communities Programme Partnership
<b>4.2.2 : Provide support programme including networking activities, learning and training and briefings</b>			
<b>Actions</b>	<b>DOT</b>	<b>Comments</b>	<b>By When Lead Partner</b>
4.2.2.1 : Events: 8 networking and 4 support events held		12 networking events (483 Participants), 11 reps' support events (77 participants)  Engaging CVSF member organisations and supporting CVSF's elected representatives has strengthened joint working and therefore perceptions around ability to influence decisions	Mar/2009 Stronger Communities Programme Partnership
<b>4.2.3 : Ensuring the views and experience of local communities (from neighbourhoods and communities of interest in particular) feed into decision-making, through the development of position statements</b>			
<b>Actions</b>	<b>DOT</b>	<b>Comments</b>	<b>By When Lead Partner</b>
4.2.3.1 : 4 position statements on LSP themes / discussions		4 CVSF position statements developed and used by reps. 11 E-Briefings to CVSF reps. 12 E-Newsletters to CVSF members. All information focused on policy news / strategic citywide issues to better engage the sector and fed back from CVSF reps' input at strategic meetings.  Gathering and feeding in CVSF members' views and expertise through CVSF reps has informed and influenced decision-making in the city, evidenced in 6 case studies.	Mar/2009 Stronger Communities Programme Partnership

#### 4.2.3 : Ensuring the views and experience of local communities (from neighbourhoods and communities of interest in particular) feed into decision-making, through the development of position statements

Actions	DOT	Comments	By When	Lead Partner
4.2.3.2 : CVSF members' satisfaction survey completed measuring % people who feel they influence decision-making		Mar 09: from CVSF members' survey (513 organisations) 59% feel that they can influence decisions affecting service delivery and policy development	Mar/2009	Stronger Communities Programme Partnership
4.2.3.3 : Satisfaction Survey to be repeated Spring 2009		Turner and Eastern Road survey - completed, final report being presented to local partnerships in the coming months.	Mar/2009	Stronger Communities Programme Partnership

#### 4.2.4 : Provide community development support to sustain and develop groups or fora that are representative of a neighbourhood (eg Neighbourhood Action Groups)

234

#### Facilitate consultation and research around community issues and priorities and develop community plans

Actions	DOT	Comments	By When	Lead Partner
4.2.4.1 : Number of neighbourhoods with action plans		12 - includes one new neighbourhood action plan produced in the last 6 months. This illustrates commitment to continue the neighbourhood action planning and prioritisation process developed under Neighbourhood Renewal	Mar/2009	Stronger Communities Programme Partnership
4.2.4.2 : Number of neighbourhood fora supported		12 - continued support in 12 areas to develop community led forums responsible for identifying and addressing community priorities. The forums provide a place for service providers to engage with communities	Mar/2009	Stronger Communities Programme Partnership
4.2.4.3 : Number of people involved in representative fora		495 - average year total of number of attendees at 12 neighbourhood forums. New community members, groups and service providers are continually supported to attend forum meetings, raise issues and come up with creative solutions	Mar/2009	Stronger Communities Programme Partnership





<b>4.2.5 : Provide service providers with support to address service priorities identified in Neighbourhood Action Plans and the Local Area Agreement</b>			
<b>Actions</b>	<b>DOT</b>	<b>Comments</b>	<b>By When Lead Partner</b>
4.2.5.1 : Number of service provider priorities supported		30 - includes priorities such as Playbuilder (Parks), S106 (Planning), Local Action Teams (Police), Cluster working (CYPT). This is a smaller figure than at 6 months as it is believed that people rather than priorities were counted.	Mar/2009 Stronger Communities Programme Partnership
<b>4.2.6 : Engage neighbourhood activists in citywide representative activity</b>			
<b>Actions</b>	<b>DOT</b>	<b>Comments</b>	<b>By When Lead Partner</b>
4.2.6.1 : 5 neighbourhood representatives standing for election to citywide bodies		11 neighbourhoods reps elected, 16 stood for election and further 3 reps co-opted onto new Stronger Neighbourhoods Group. Good involvement of neighbourhood groups in CVSF representative activity, ensuring neighbourhood views are reflected and influencing decision-making at citywide level.	Mar/2009 Stronger Communities Programme Partnership
4.2.6.2 : 10 neighbourhood referrals by CDWs to SCP/CVSF		Monitoring of referrals has not been possible other than anecdotally, which is hard to prove. Activity varies widely and might involve passing on a leaflet or providing support to attend SCP meetings. This measure has been removed from future plans	Mar/2009 Stronger Communities Programme Partnership
4.2.6.3 : 10 new neighbourhood CVSF member orgs		28 neighbourhood groups new to CVSF, ensuring good involvement of neighbourhood groups in citywide networking activity, enhancing joint working and perceptions of influence on decision-making.	Mar/2009 Stronger Communities Programme Partnership
<b>4.2.7 : Develop the Stronger Communities Partnership to be the lead on strategies to engage communities and reduce inequalities by increasing opportunity</b>			
<b>Actions</b>	<b>DOT</b>	<b>Comments</b>	<b>By When Lead Partner</b>




<b>4.2.7 : Develop the Stronger Communities Partnership to be the lead on strategies to engage communities and reduce inequalities by increasing opportunity</b>				
<b>Actions</b>	<b>DOT</b>	<b>Comments</b>	<b>By When</b>	<b>Lead Partner</b>
4.2.7.1 : Development of Community Engagement Framework Action Plan		Community Engagement Framework for Brighton and Hove, including Action Plan, developed and signed up to by all members of the Local Strategic Partnership	Mar/2009	Stronger Communities Programme Partnership
4.2.7.2 : 4 SCP meetings attended by 50% of membership		5 SCP meetings with 70%+ attendance, plus a number of task and finish group meetings. All partners engaged in moving forward the joint work programme (LAA delivery plan and Community Engagement Framework action plan) and developing the Partnership's achievements around strengthening communities.	Mar/2009	Stronger Communities Programme Partnership
<b>4.2.8 : Provide neighbourhood management support to strengthen public service delivery.</b>				
<b>Actions</b>	<b>DOT</b>	<b>Comments</b>	<b>By When</b>	<b>Lead Partner</b>
4.2.8.1 : Number of service providers attending NAG (or similar) meetings		100 - individual officers supported to attend NAGs in a meaningful way that supports residents priorities.	Mar/2009	Stronger Communities Programme Partnership
4.2.8.2 : Service provider satisfaction survey		This piece of work has been extended to cover the whole city	Mar/2009	Stronger Communities Programme Partnership
4.2.8.3 : Deliver neighbourhood action plan in Tarnar		NAP running until 2010. Refresh planned in line with city-wide review	Mar/2009	Stronger Communities Programme Partnership



**4.2.8 : Provide neighbourhood management support to strengthen public service delivery.**

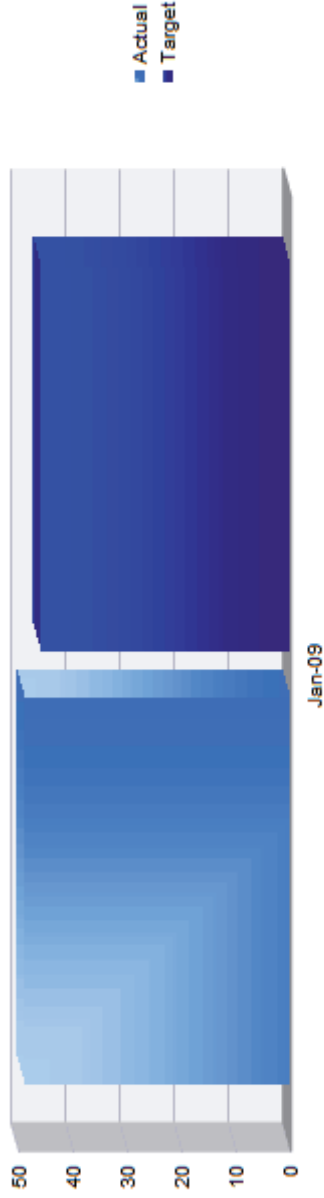
Actions		DOT	Comments	By When	Lead Partner
4.2.8.4 : Number of statutory providers supported		250 - approaches to the NMT by statutory providers requesting information, advice or support	Mar/2009	Stronger Communities Programme Partnership	
4.2.8.5 : Number of services provider issues identified and supported		50 - identified through forums / partnerships	Mar/2009	Stronger Communities Programme Partnership	
4.2.8.6 : Number of third sector organisations supported		30 - eg Novas Scarman, BMECP, Brighton Youth Centre, Hove YMCA	Mar/2009	Stronger Communities Programme Partnership	
4.2.8.7 : Deliver neighbourhood charter in Eastern Road		Charter distributed to all houses in Eastern Road. Evaluation in progress, including consideration for refresh.	Mar/2009	Stronger Communities Programme Partnership	
<b>4.2.9 : Support for community newsletter projects and initiatives</b>					
Actions		DOT	Comments	By When	Lead Partner

#### 4.2.9 : Support for community newsletter projects and initiatives

Actions	DOT	Comments	By When	Lead Partner
4.2.9.1 : 40 community newsletter groups involved in newsletter network		<p>51 community newsletter belonging to CVSF newsletter network, ensuring those people co-ordinating communication with communities across the city received regular information and support to develop their service.</p> <p>Facilitating information provision at the local level is a basic measure of regular community engagement which has been effectively sustained throughout the year (although some newsletters continue to struggle with resources), which will have indirectly strengthened perceptions around local influence on decision-making.</p>	Mar/2009	Stronger Communities Programme Partnership
4.2.9.2 : Number of community newsletter groups supported		<p>11 - groups receive varying levels of support depending on capacity. Service providers often support community newsletters as they are an effective way of communicating with communities. Volunteers are recruited to deliver to every household in each area.</p>	Mar/2009	Stronger Communities Programme Partnership

## Improving housing and affordability

### NI158 - % non-decent council homes



Indicator	Target	Actual	Status
%	46.00	48.89	
<b>Comments</b> Significant improvement now showing. 08/09 result was 48.89%, from 56.65% in 07/08.			



### 5.4.1 : Reduce unit repair and planned maintenance costs and consultancy fees, saving an estimated £156 million over 30 years

Actions	DOT	Comments	By When	Lead Partner
5.4.1.1 : Analyse tender for long term agreement		Pre qualification questionnaire (PQQ) returned from interested companies and being evaluated currently.	Mar/2009	Brighton & Hove City Council
5.4.1.2 : Appoint contractor and develop works programme	No Target		Mar/2010	Brighton & Hove City Council




### 5.4.3 : Prioritise the capital works programme over 30 years to meet, as far as possible, Decent Homes Standard

Actions	DOT	Comments	By When	Lead Partner
5.4.3.1 : Set indicative programme for tender		Completed	Jun/2009	Brighton & Hove City Council
		Work to appoint contractor currently in progress – presently evaluating PQQ's as below.		

### 5.4.3 : Prioritise the capital works programme over 30 years to meet, as far as possible, Decent Homes Standard

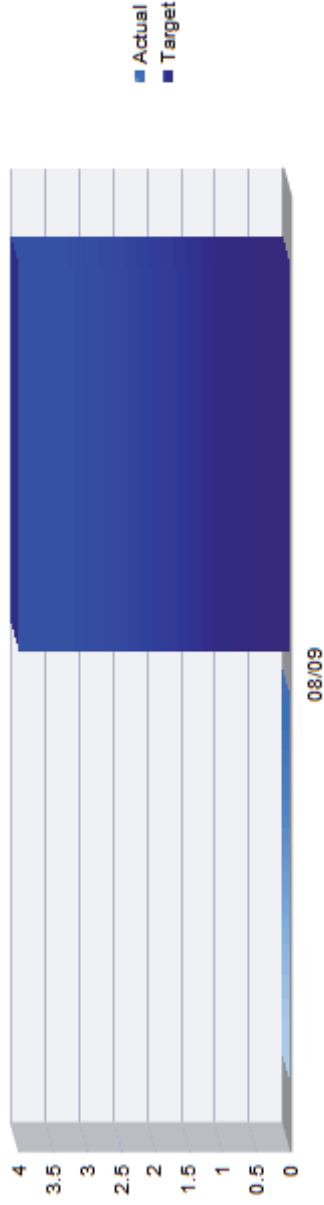
Actions	DOT	Comments	By When	Lead Partner
5.4.3.2 : Appoint Contractor		Work to appoint contractor currently in progress – presently evaluating PQQ's	Jun/2009	Brighton & Hove City Council
5.4.3.3 : Develop indicative programme into works programme for appointed contractor		Work to appoint contractor currently in progress – presently evaluating PQQ's	Jun/2009	Brighton & Hove City Council

### 5.4.5 : Ensure tenants and leaseholders are at the heart of the decision-making process on all maintenance and improvement works to the stock

Actions	DOT	Comments	By When	Lead Partner
5.4.5.1 : Asset management panel to be set up.		All completed. Terms of reference agreed and several Asset Management Panel meetings have taken place.	Sep/2008	Brighton & Hove City Council
5.4.5.2 : Terms of reference to be agreed.		Agreed.	Sep/2008	Brighton & Hove City Council
5.4.5.3 : First meeting 27/08/08			Aug/2008	Brighton & Hove City Council

## Promoting resource efficiency and enhancing the environment

### NI186 - Per capita reduction in CO2 emissions in the LA area



Indicator	Target	Actual	Status
%	4.00	0.01	
<b>Comments</b>			
This result shows a change from 5.19 to 5.186 kilotonnes CO2 per capita.			
The trend for rising emissions in commerce and industry is a risk for CO2 emissions. The lag between improvement action and data publication also presents a risk in that there has been little time to materially affect the overall performance against this measure during the lifetime of the LAA. The Audit Commission has said it is more interested in measures taken and demonstrable commitment to reductions than in achievement against the target per se.			

### 6.1.1 : Implementation of key sustainable transport measures: Personalised Travel Planning, Business Travel Club (staff travel schemes), cycleway infrastructure improvements.

Actions	DOT	Comments	By When	Lead Partner
6.1.1.1 : No. of residents signed up to PTP / CO2 savings in modal shift		30,000 households	Jun/2009	Brighton & Hove City Council
6.1.1.2 : Km of cycle ways / total no. of users		21k of cycle lanes	Jun/2009	Brighton & Hove City Council
6.1.1.3 : No. large employers in Club/ travel Plans developed / CO2 savings		The council has continued to expand the newly established Business Travel Plan Partnership in 2008/09 and 40 of the city's employers, including some of the largest such as Legal & General and Lloyds Bank, are now participating. Through the partnership the council has provided match funding for a number of businesses to improve sustainable transport choices for their workers.	Jun/2009	Brighton & Hove City Council

<b>6.1.2 : Extensive marketing and implementation of the Brighton &amp; Hove Warm-Homes scheme to make homes warmer, more energy efficient and cheaper to heat.</b>				
<b>Actions</b>	<b>DOT</b>	<b>Comments</b>	<b>By When</b>	<b>Lead Partner</b>
6.1.2.1 : Marketing plan actions		Newspaper advertisement target fully achieved  Energy Guide distribution completed – sample survey to check distribution in progress  3,000 households have received mailshot to date	Jun/2009	Strategic Housing Partnership
<b>6.1.3 : Widespread grants for loft and cavity wall insulation and more efficient heating - 8,000 households assisted, 2,000 with loft insulation, 900 with cavity wall insulation, and 1,200 with improved heating all over 3 years.</b>				
<b>Actions</b>	<b>DOT</b>	<b>Comments</b>	<b>By When</b>	<b>Lead Partner</b>
6.1.3.1 : Grants allocated/measures implemented by type and CO2 saved		Delivery of Brighton & Hove Warm-Homes was maintained throughout 2008/09 (including promotion through a benefits mailshot in early 2009). The programme will continue during 2009/10.	Jun/2009	Strategic Housing Partnership
<b>6.1.4 : Partnership working with business organisations to promote and assist implementation of energy/carbon management programmes by city employers; focus on 25 major employers (with £50,000+ p.a. energy bills - Carbon Trust, with SEEDA/Economic Partnership support); Medium sized businesses with £20,000-£50,000 bills; and smaller employers (below 20K p.a) through Ecosys / betre programmes, Business Link and Future Business support.</b>				
<b>Actions</b>	<b>DOT</b>	<b>Comments</b>	<b>By When</b>	<b>Lead Partner</b>
6.1.4.1 : 10 Businesses receiving energy audits		Target achieved; Business Link Sussex is now funding Energy Efficiency Grants of £500 for sme's with an energy spend between £1,500 and £30,000 provided they undertake an audit; Ecosys is also providing an energy auditing service and some free support under the BETRE programme for the Sustainable Business Partnership.	Mar/2009	City Sustainability Partnership



**6.1.4 : Partnership working with business organisations to promote and assist implementation of energy/carbon management programmes by city employers; focus on 25 major employers (with £50,000+ p.a. energy bills - Carbon Trust, with SEEDA/Economic Partnership support); Medium sized businesses with £20,000-£50,000 bills; and smaller employers (below 20K p.a) through Ecosys / betre programmes, Business Link and Future Business support.**

<b>Actions</b>	<b>DOT</b>	<b>Comments</b>	<b>By When</b>	<b>Lead Partner</b>
6.1.4.2 : No. of large employers with Carbon Management Programmes.		Reluctance of large employers to provide further information; Carbon Trusts has been approached to provide this information without naming companies, but has not yet been able to do so.	Mar/2009	City Sustainability Partnership
6.1.4.3 : CO2 savings identified/achieved (NB businesses are not readily sharing this data)		Partners representing the local business community are exploring best ways to assess CO2 impact of business, building on baseline information from the Climate Change Strategy Workshop held in November 2007. Some businesses are also able to use environmental audits they have received and others are using monitors loaned by Business Link. They aim to have an Action Plan in place by September 2009.	Mar/2009	City Sustainability Partnership
6.1.4.4 : No. of businesses advised		Consultation is being undertaken through representative organisations within the local business community.	Mar/2009	City Sustainability Partnership

**6.1.5 : New energy manager network established for public services and implementation of display energy certificates**

<b>Actions</b>	<b>DOT</b>	<b>Comments</b>	<b>By When</b>	<b>Lead Partner</b>
6.1.5.1 : Network set up: number of members		Establishing an Energy Manager Network is a recommendation from the Public Services Climate Change Strategy workshop; yet to be established. 115 sites within the council portfolio have been identified as requiring a Display Energy Certificate. A total of 70 Certificates have now been lodged, with a further 10 sites receiving a provisional grade. The remainder of the certificates are on course to be lodged by the beginning of July 2009.	Jun/2009	City Sustainability Partnership

