

Appendix C

Coombe Road Residents Parking Scheme Consultation Report

Background

In January 2019, residents in the Coombe Road Area were written to in order to gauge whether there was support for a residents parking scheme.

The results from this initial consultation showed that 53.7% supported the introduction of a residents parking scheme with a preference being for a 5 day light-touch scheme (57.2% light-touch scheme, 59.6% Monday to Friday). At the June 2019 Environment, Transport and Sustainability Committee a decision was made to carry out a full consultation for the whole area.

Headline Findings

Support for a resident parking scheme:

- 64% of respondents support the implementation of a residents parking scheme.
- 36% of respondents do not support the implementation of a residents parking scheme

Operating hours

- 44.4% Would like a scheme to operate 10am-11am and 6pm – 7pm
- 55.6% Would prefer different hours of operation

Methodology

Brighton & Hove City Council Land and Property Gazeteer was used to provide 2457 property addresses in the proposed Coombe Road Area scheme boundary. An information leaflet, detailed map, questionnaire and prepaid envelope for reply were sent to each address. Respondents were also invited to complete the survey online via the council's Consultation Portal should they wish to. 88.6% responses received were by mail and 11.4% on line. The consultation was advertised on the council's website, via social media and by a press-release to local media. The consultation ran from 19 October to 1 December 2019.

Results

598 valid responses¹ were received from within the proposed scheme boundary giving a response rate of 24.3%.

Q1 Would you like your area to be considered for a residents parking scheme?

Yes		No		Total
Number	%	Number	%	
383	64.0	215	36.0	598

Results on a street by street basis were as follows:




(Response base 598)

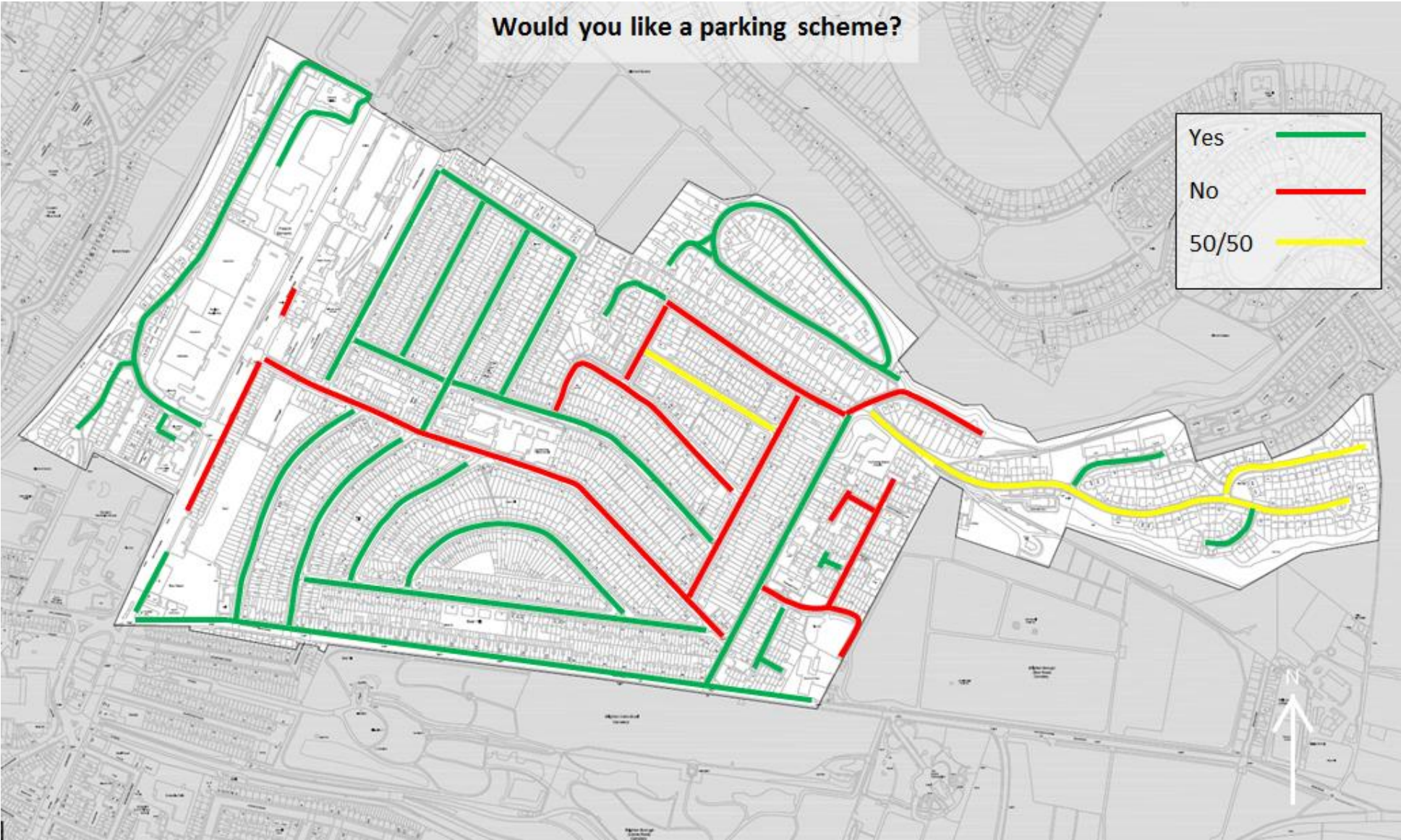
Street	Number properties mailed	Number responses	Response rate %	Yes		No	
				Number	%	Number	%
Baden Road	57	27	47.4	13	48.1	14	51.9
Bakery Mews	9	0	0.0	0	0	0	0
Bear Road	181	48	26.5	38	79.2	10	20.8
Bevendean Road	80	7	8.8	5	71.4	2	28.6
Birling Close	8	2	25.0	2	100	0	0
Borrow King Close	15	3	20.0	2	66.7	1	33.3
Buller Road	68	25	36.8	21	84.0	4	16.0
Canfield Close	25	9	36.0	6	66.7	3	33.3
Canfield Road	22	9	40.9	3	33.3	6	66.7
Carlyle Avenue	64	25	39.1	10	40.0	15	60.0
Coombe Road	254	37	14.6	14	37.8	23	62.2
Coombe Terrace	63	8	12.7	3	37.5	5	62.5
Crayford Road	35	10	28.6	5	50.0	5	50.0
Dawlish Close	30	4	13.3	2	50.0	2	50.0
Dennis Hobden Close	13	0	0.0	0	0	0	0
Dewe Road	81	27	33.3	23	85.2	4	14.8
Eastbourne Road	54	17	31.5	5	29.4	12	70.6
Ewhurst Road	90	32	35.6	29	90.6	3	9.4

¹ 16 responses were removed from the analysis for the following reasons: 7 were duplicate cases and 9 gave no address.

Street	Number properties mailed	Number responses	Response rate %	Yes		No	
				Number	%	Number	%
Fitzherbert Drive	35	4	11.4	0	0	4	100
Ghyllside	39	1	2.6	1	100	0	0
Jevington Drive	61	32	52.5	19	59.4	13	40.6
Kimberley Road	99	31	31.3	22	71.0	9	29.0
Ladysmith Road	177	65	36.7	42	64.6	23	35.4
Lewes Road	29	1	3.4	1	100	0	0
Mafeking Road	61	12	19.7	9	75.0	3	25.0
Martha Gunn Road	30	3	10.0	1	33.3	2	66.7
Meadowview	67	8	11.9	4	50.0	4	50.0
Milner Road	163	30	18.4	17	56.7	13	43.3
Natal Road	33	7	21.2	5	71.4	2	28.6
Nesbitt Road	60	12	20.0	8	66.7	4	33.3
Newmarket Terrace	4	0	0.0	0	0	0	0
Pelham Terrace	19	1	5.3	0	0	1	100
Redvers Road	80	29	36.3	25	86.2	4	13.8
Riley Road	101	25	24.8	21	84.0	4	16.0
Robin Davis Close	16	3	18.8	0	0	3	100
Saunders Park Rise	67	1	1.5	1	100	0	0
Saunders Park View	104	22	21.2	14	63.6	8	36.4
Tenanry Road	36	15	30.6	10	66.7	1	33.3
Torcross Close	13	3	23.1	2	66.7	1	33.3
Willingdon Road	14	3	21.4	0	0	3	100
Total	2457	598	24.3	383	64.0	215	36.0

Would you like a parking scheme?

Yes	
No	
50/50	

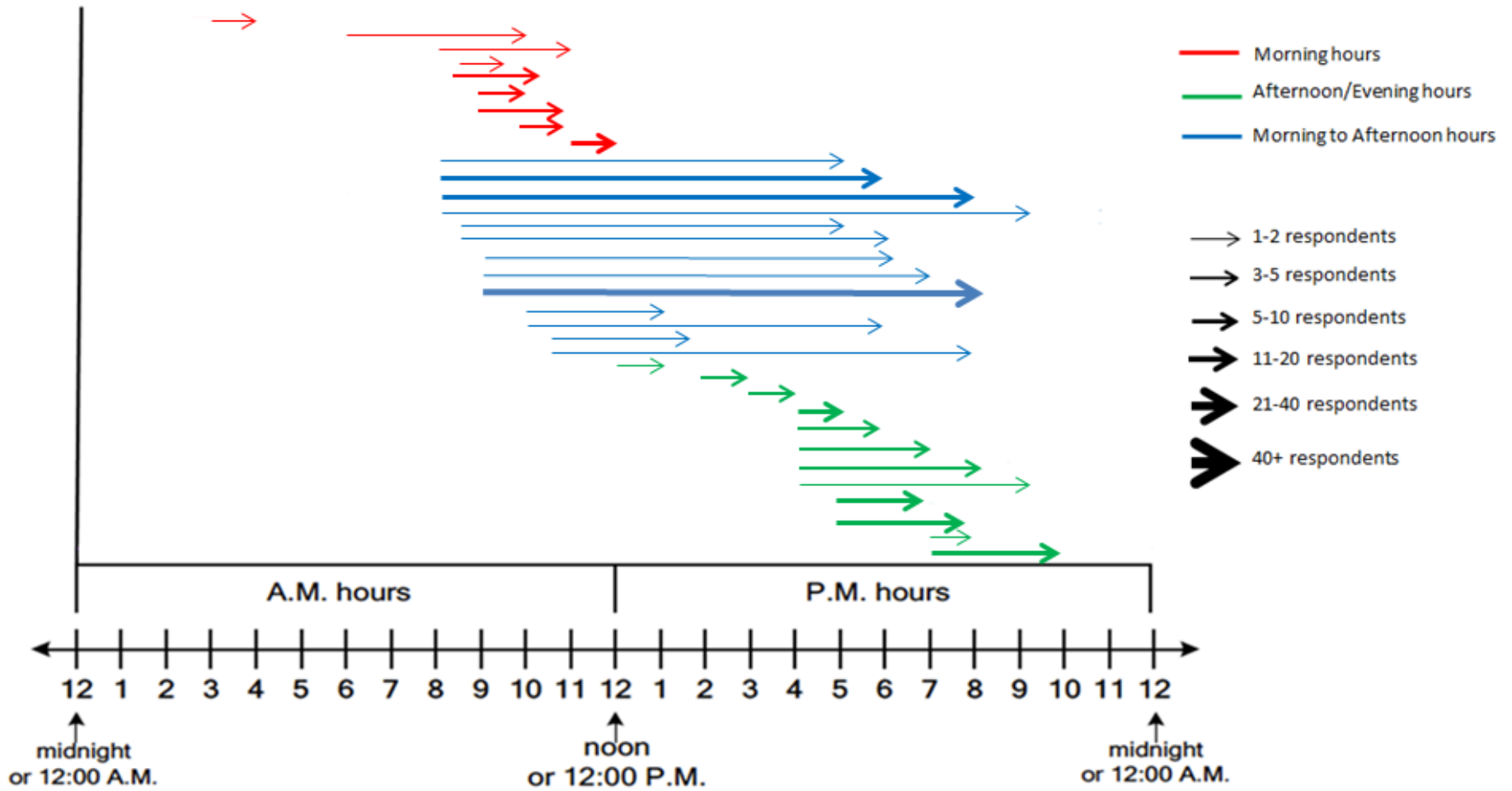


Q2 Would you like the scheme to operate from 10m-11am and 6pm-7pm?

Yes		No (I would like different hours of operation)		Total
Number	%	Number	%	
230	44.4	288	55.6	598

The picture on the next page shows the range of answers to requests for different times of operation.

The full list of suggestions was wide ranging and responses are all plotted on the graphic below:



134

t

Q3 Respondents were asked whether they are a resident, a business owner or manager or work in the area. (Respondents could tick more than one option).

	Number of responses
Resident	586
Business owner or manager	30
Work in the area	28
Other	8

Q4 How many cars in your household?

No. of cars	Number of responses
0	67
1	366
2	116
3	22
4 or more	12

Q5a What type of business do you own or manage in the area?

What type of business?	Number of responses
Retail outlet	5
Office-based	7
Other includes: café, landlord, self-employed IT engineer, carpenter, dog walker, dressmaker, electrician, restaurant, furniture polisher, music lessons, pre school, decorator, taxi driver, fisherman, upholsterer	24
Total responses	

Q5b How many vehicles are directly associated with your business?

No. of vehicles	Number of responses
0	6
1	17
2	7
3	2
4 or more	4

Q7 Any further comments?

An open text box enabled respondents to add comments. These comments were grouped together and themed as follows:³ The top ten types of comments are listed in the following table:

Comments made	Number of times mentioned
No need for a scheme	53
Problems are created by the number of students leaving vehicles in the area/ the uni should come up with a solution	50
Don't want to pay for parking	49
Want longer hours/ should cover weekends	27
Needs enforcement of current illegal parking	25
Not enough residents parking spaces in the scheme / need more than one permit/ scheme will reduce the amount of spaces	19
In favour because of current parking difficult/ general positive comments	16
Need a scheme ASAP/ too long to wait	12
Want a full scheme	12
Will stop long term commuter and business parking	12
Concerned about displacement	11
This is purely a money making exercise	11
Concerns that the scheme will adversely affect businesses in the area/ need more limited stop bays	8
Scheme won't help the after 8pm parking situation	7

Comments made	Number of times mentioned
Concerned about the cost of visitor parking	7
Don't want double yellow lines across driveways/ don't want more double yellow lines	6
Want more double yellow lines on corners/ across junctions	6
Need more motor bike bays	5
Not enough visitor permits	4
Parking restrictions already implemented are the cause of the problems/ remove CPZs	3
Need more cycle parking	3
Some properties have multiple vehicles which is causing problems	3
Too narrow for parking bays/ will block emergency or refuse vehicle access/ pavement is too narrow. One side of the road only	3
Concerns about disabled parking	2
Need other traffic calming/ more creative options/ speed bumps	1
Use redundant grass areas to provide extra parking space	1
Request more planters/ trees	1

Demographic Information

Age

Age	Number	%
18-24	31	7.0
25-34	58	13.1
35-44	89	20.0
45-54	92	20.7
55-64	82	18.5
65-74	43	9.7
75+	49	11.0
Total	444	100

Gender

Gender	Number	%
Male	215	44.1
Female	266	54.5
Non-Binary	6	1.2
Other	1	0.2
Total	488	100

Gender Identity

Do you identify as the gender you were assigned at birth?	Number	%
Yes	443	98.0
No	9	2.0
Total	452	100

Disability

Disability	Number	%
Yes, a little	45	9.5
Yes, a lot	71	14.9
No	359	75.6
Total	475	100

Of those who answered “yes”, disabilities were as follows:

Please state the type of impairment which applies to you.	Number
Physical impairment	62
Sensory impairment	1
Learning disability/ difficulty	5
Long-standing illness	47
Mental health condition	33
Development condition	1
Autistic Spectrum	3
Other	8

Ethnic Origin

Ethnic Origin		Number	%
White	White English/ Welsh/ Scottish/ Northern Irish/ British	426	88.4
	Irish	12	2.5
	Gypsy or Irish Traveller	0	0
	Any other white background	25	5.2
Asian or Asian British	Bangladeshi	3	0.6
	Indian	2	0.4
	Pakistani	1	0.2
	Chinese	4	0.8
	Any other Asian background	0	0
Black or Black British	African	1	0.2
	Caribbean	0	0
	Any other Black background	0	0
Mixed	Asian & White	2	0.4
	Black African & White	1	0.2
	Black Caribbean & White	0	0
	Any other mixed background	3	0.6
Any other ethnic group	Arab	1	0.2
	Any other ethnic group	1	0.2
Total		482	100

Sexual Orientation

Sexual Orientation	Number	%
Bisexual	9	2.0
Gay Man	17	3.8
Heterosexual/ straight	396	89.6
Lesbian/ Gay Woman	14	3.2
Other	6	1.4
Total	442	100

Religious Belief

Religious Belief	Number	%
I have no particular religion or belief	238	52.0
Buddhist	5	1.1
Christian	133	29.0
Hindu	0	
Jain	0	
Jewish	0	
Muslim	3	0.7
Pagan	2	0.4
Sikh	2	0.4
Agnostic	8	1.7
Atheist	54	11.8
Other	4	0.9
Other philosophical belief	9	2.0
Total	524	100

Carer

Are you a carer	Number	%
Yes	51	10.7
No	424	89.3
Total	475	100

If yes, do you care for a:	Number
Parent	17
Partner or Spouse	9
Child with special needs	16
Friend	3
Other family member	8
Other	3

Armed Forces

Armed Forces	Yes		No	
	Number	%	Number	%
Are you currently serving in the UK armed forces?	1	0.2	424	99.8
Have you ever served in the UK armed forces?	21	4.8	412	95.2
Are you a member of a current or former serviceman or woman's immediate family/ household?	10	2.4	414	97.6