

Brighton & Hove Health & Wellbeing Board Covid update

27 July 2021
(based on data
published 26 July)

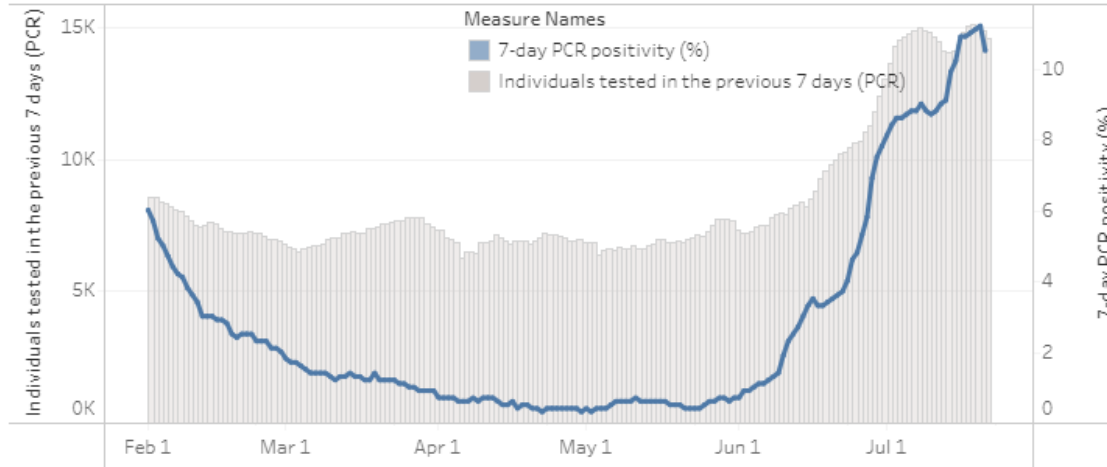


**Brighton & Hove
City Council**

People receiving PCR test and positivity



People receiving PCR test and positivity



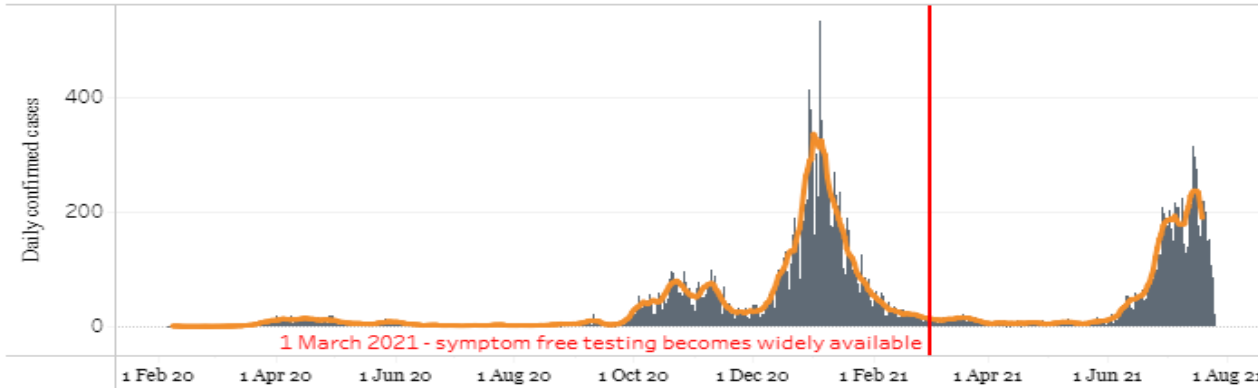
Individuals receiving a PCR test in Brighton & Hove in 7 days up to July 21, 2021: 14,613

Percentage of Individuals testing positive in Brighton & Hove in 7 days up to July 21, 2021: 10.5%

Confirmed cases of COVID-19



Confirmed COVID-19 cases in Brighton & Hove



Key ■ 7 day daily average ■ Daily confirmed cases	Confirmed cases up to 25 July 2021: 21,278	Confirmed cases (rate per 100,000 population) up to 25 July 2021: 7,315
Confirmed cases in the 7 days up to 21 July 2021 : 1,469	Confirmed cases (rate per 100,000 population) in 7 days up to 21 July 2021 : 505.0	

Most recent days subject to reporting delay. Last available data: 25 July 2021

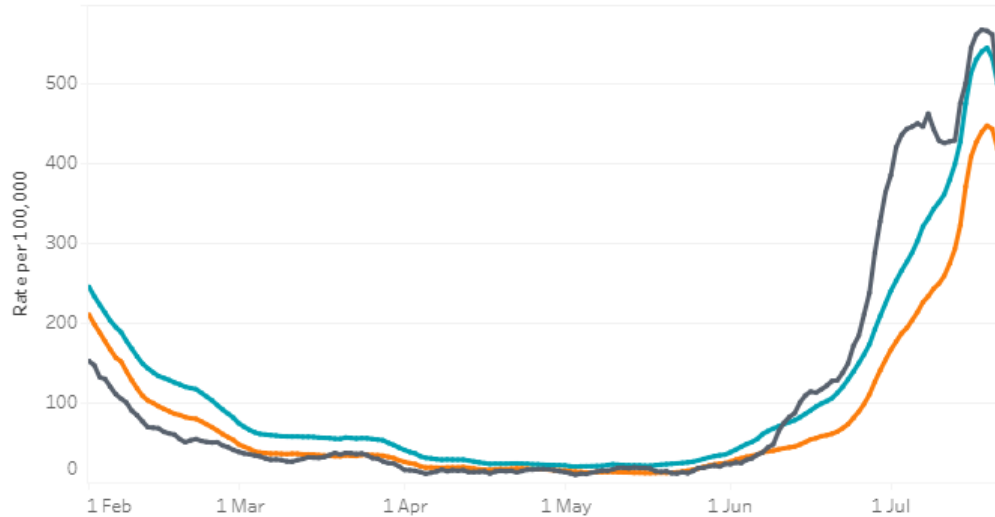


Brighton & Hove City Council

Confirmed case rate



COVID-19 rates per 100,000 people by seven day period in Brighton & Hove, the South East and England



Brighton & Hove 505 / 100,000
SE England 417 / 100,000
England 499 / 100,000

Key

- Brighton and Hove
- South east
- England

Confirmed COVID-19 cases per 100,000 in Brighton & Hove in 7 days up to 21 July 2021: 505.0

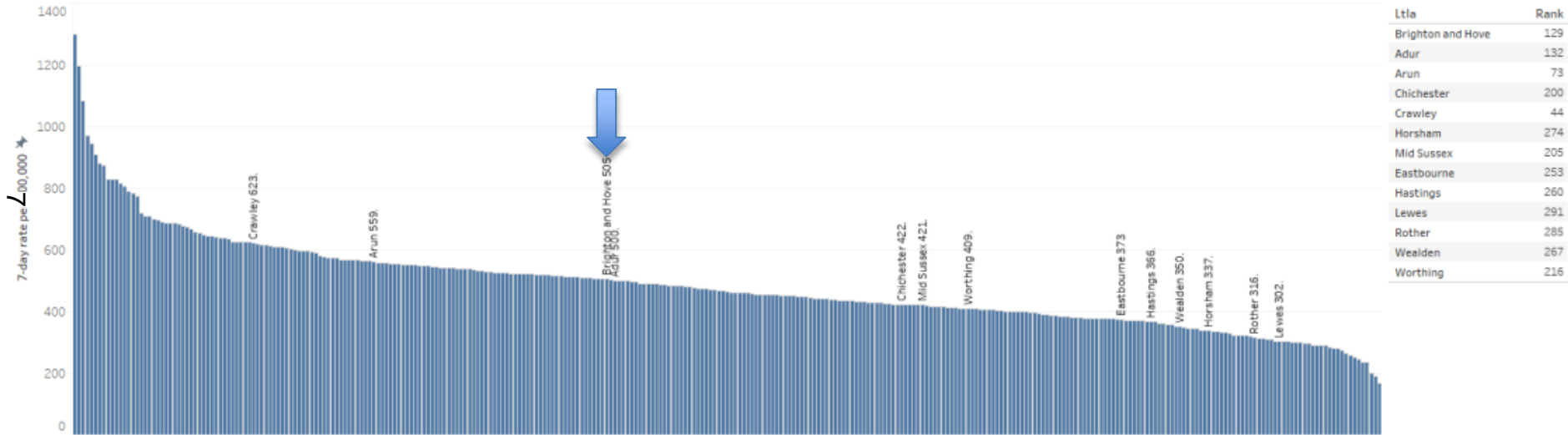


Brighton & Hove City Council

Case rates: national comparison

Rate of confirmed cases per 100,000 population – 7 days to 21st of July

Rankings are calculated weekly and shown for the week ending 21 July 2021.
As the rates for the ranking are calculated once per week these do not directly align with the rates presented on the incidence rates page.



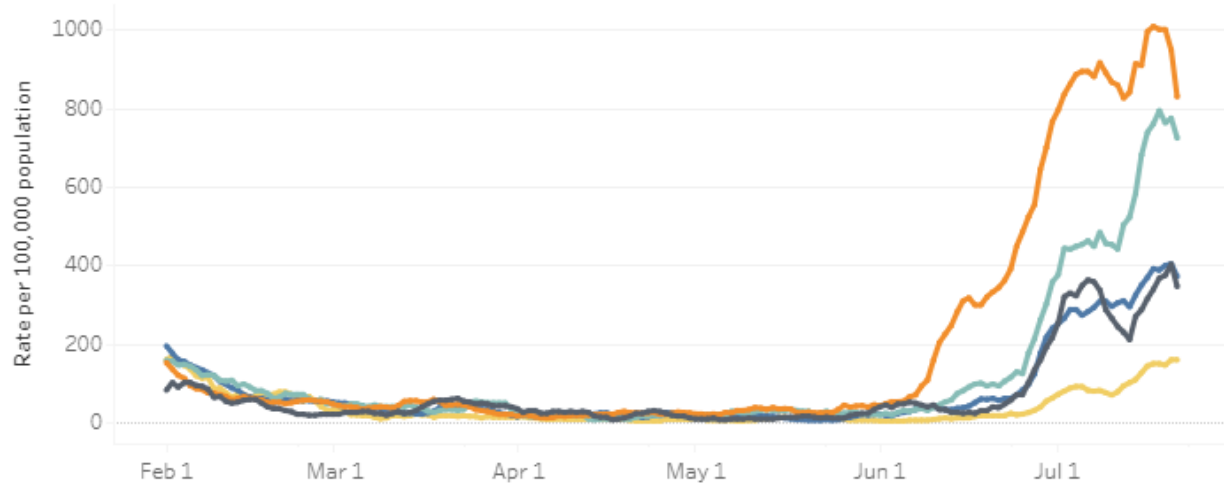
Brighton & Hove ranked:

- 129th highest of 315 Lower Tier LAs in England
- 11th highest out of 63 LAs in SE England

Case rates by age group



COVID-19 rates per 100,000 people by seven day period in Brighton & Hove, by age group



Age Pop1

- 0-14
- 15-29
- 30-39
- 40-59
- 60+

Confirmed COVID-19 cases per
100,000 in
Brighton & Hove in 7 days
up to July 21, 2021:
505.0

0-14	344.8
15-29	828.5
30-39	723.5
40-59	370.7
60+	157.9

Hospital inpatients

Inpatients with confirmed COVID-19



Inpatients with confirmed COVID-19 in HDU / ITU



Site	July 26, 2021
ROYAL ALEXANDRA CHILDREN'S HOSPITAL	0
ROYAL SUSSEX COUNTY HOSPITAL	23

Site	July 26, 2021
ROYAL ALEXANDRA CHILDREN'S HOSPITAL	0
ROYAL SUSSEX COUNTY HOSPITAL	5

- Inpatient numbers relate to patients under the care of the NHS trust, not B&H residents.

-Data for the Royal Sussex County Hospital and Royal Alexandra Children's Hospital have been combined

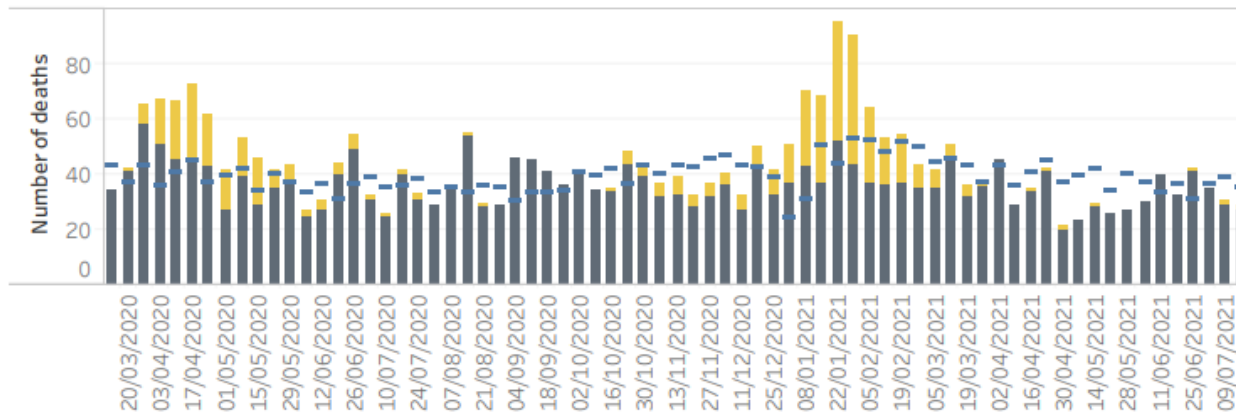
- Where the total number of inpatients with confirmed COVID-19 on any one day totalled 5 or fewer, data has been suppressed



Deaths



Deaths in Brighton & Hove in 2020-2021



Legend
■ Covid deaths
■ Non-Covid deaths in week
■ 5-Year Average (2015-19)

Number of deaths recorded in 2020-2021, up to 16 July 2021, with mention of COVID-19 on the death certificate:
 475

Number of deaths recorded in the week up to 16 July 2021, with mention of COVID-19 on the death certificate:
 1

Deaths shown occurred up to 16 July 2021 and were registered up to 24 July 2021.



Local Outbreak Plan Priorities August 2021

- Promotion of vaccination, including two doses (+ prepare for booster dose programme)
 - Comms, comms, comms
 - Clear public messaging reflecting high level of community transmission including benefits of vaccination, hands/face/space/fresh air, testing, self-isolation, available support etc.
 - Targeting specific demographic groups, including visitors to city, geo locations etc.
 - Support for local businesses and settings, reflecting Roadmap Step 4, including hospitality, night-time economy and events
- ⇒ Test, trace, isolate, support; including
- Promotion of asymptomatic testing
 - Symptomatic testing capacity – additional temporary testing site at Falmer
 - Expansion of local contact tracing service
 - Local pilot of additional financial support to people self isolating
- Brighton & Hove has been designated by the Govt as an Enhanced Response Area, which provides time limited support from national Govt inc. additional asymptomatic testing, on the ground engagement and comms.
 - Opportunity to prepare for Autumn including return of education settings
 - Maintain 'business as usual' – challenging due to high case numbers
 - Data and surveillance to enable rapid response to fast changing situation
 - Infection Prevention & Control including outbreak prevention, detection and management inc. high risk settings e.g. health and care, education, hospitality



Vaccination programme (data to 25 July)

People vaccinated

First dose total

196,606

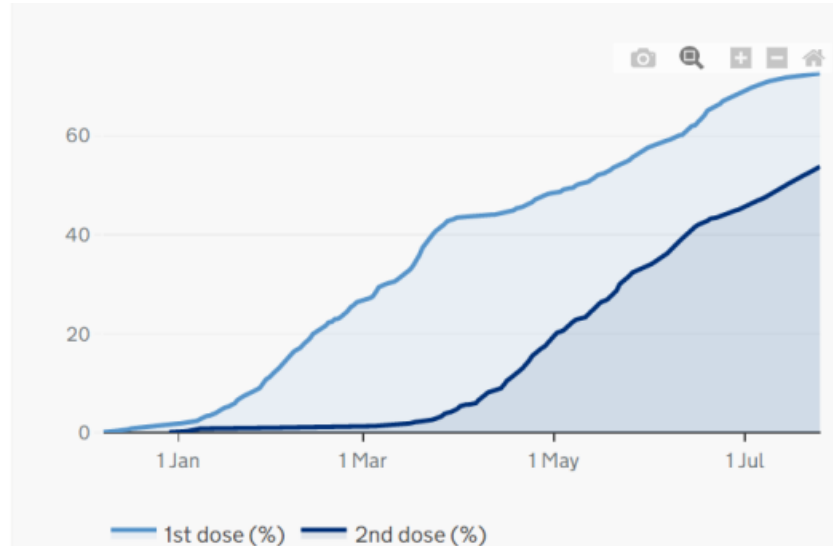
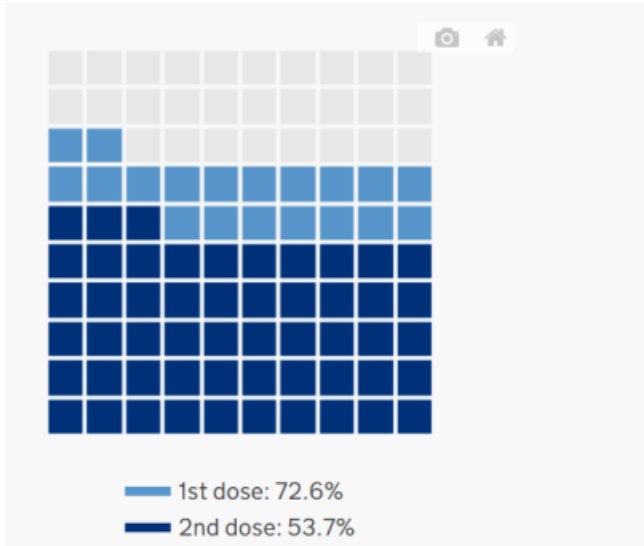
Second dose total

145,530

Vaccinations given

Total

342,136



<https://coronavirus.data.gov.uk/details/vaccinations?areaType=ltla&areaName=Brighton%20and%20Hove>