


Council housing performance

Quarter 3 2022/23 (Oct to Dec 2022)



100%
Gas safety
compliance



94.12%
Forecast rent
collection rate



64 days
Empty home
re-let time



96.8%
Dwellings
meeting Decent
Homes standard




89%
Customer
services calls
answered




95%
Tenancies
sustained



82%
Complaint
responses within
10 working days



98%
Emergency
repairs within
24 hours

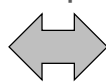


83 days
Average time to
complete routine
repairs

Performance since previous quarter is:



Better



Same



Poorer

Quarter 3 2022/23 council housing performance – key trends

Top scores (compared to target)

1. Stage two complaints upheld (17% vs 18% target)
2. Tenancies sustained following difficulties (95% vs 90% target)
3. Calls answered by Housing Customer Services (89% vs 85% target)
4. Stage one complaints responded to within 10 working days (82% vs 80% target)
5. Energy efficiency rating of council homes (74.0 vs 72.3 target)

Bottom scores (compared to target)

1. Average time to complete routine repairs (83 days vs 15 day target)
2. Average re-let time excluding time spent in major works (64 days vs 21 day target)
3. Routine repairs completed within 28 calendar days (59% vs 92% target)
4. Dwellings meeting Decent Homes Standard (96.8% vs 100% target)
5. Rent collected as proportion of rent due (94.12% vs 95.65% target)

Biggest improvements (since previous quarter)

1. Stage two complaints upheld (35% to 17%)
2. Average re-let time excluding time spent in major works (76 to 64 days)
3. Stage one complaints responded to within 10 working days (74% to 82%)
6. Energy efficiency rating of homes (68.3 to 74.0)
7. Calls answered by Housing Customer Services (88% to 89%)

Biggest drops (since previous quarter)

1. Average time to complete routine repairs (55 to 83 days)
2. Tenancies sustained following difficulties (100% to 95%)
3. Surveyed tenants satisfied with repairs: standard of work (99% to 97%)
4. Surveyed tenants satisfied with repairs: overall customer service (98% to 97%)
5. Rent collected as proportion of rent due (94.58% to 94.12%)

DRAFT Committee

workplan progress update

and Housing performance

report

Quarter 3 2022/23

This report provides updates on the Housing Committee priorities and work plan for 2019 to 2023, as well as a range of performance indicators. Delivery of a complex housing service during the Covid-19 pandemic and recovery phase had been a challenge, and gratitude is expressed to residents for the patience and understanding they have shown.

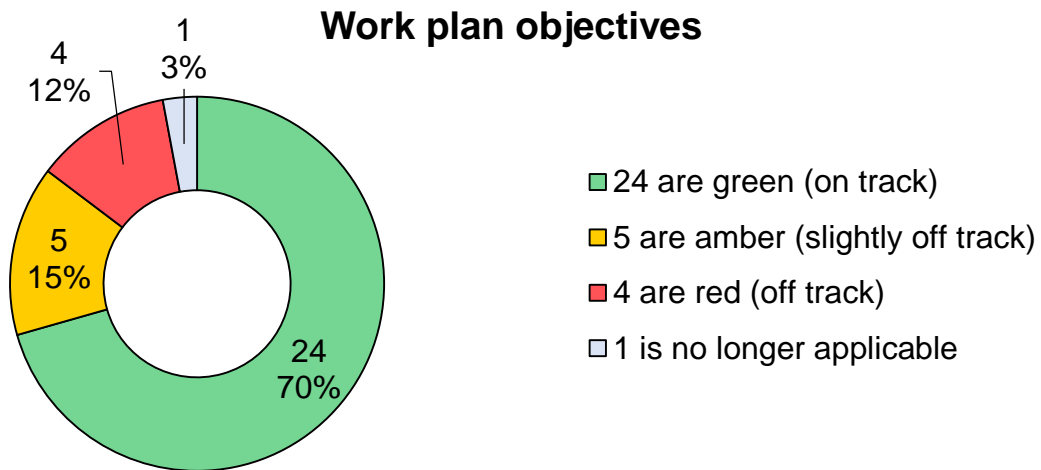
While there continue to be areas of strong performance, with 12 Housing Committee Work Plan objectives on track for delivery and 15 performance indicators on target, some delivery challenges remain. The report highlights actions being taken to improve services where performance has been adversely impacted by the Covid-19 pandemic and recovery phase, and resource capacity issues.

Performance areas	Page
Housing Committee priorities and work plan	
Additional council homes	6, 8, 21
Other additional affordable homes	6
Council home buy backs	6, 10, 11, 22
Right to Buy sales	8, 21
Sites identified for Community Land Trust development	8
Requests For Assistance received	9
Rough sleepers	10
Housing First placements	10
Energy efficiency rating of council homes	12, 26
Private sector empty homes returned to use	14, 18
Compliments and complaints – all Housing Services	17

Performance areas	Page
Private sector housing	
Houses in Multiple Occupation (HMO) licensing	18
Private sector vacant dwellings returned to use	18
Housing major adaptations	19
Private housing – time to approve applications	19
Council housing – time to approve applications	19
Housing Options and allocations	
Homelessness preventions	19
Homelessness acceptances	19
Social housing waiting list	19
Temporary and emergency accommodation	
Households placed	20
Rent collected	20
Empty homes	20
Gas safety compliance (Seaside Homes and leased)	20
Council housing supply	
Additional homes by rent level	21
Council housing management	
Rent collected	23
Universal Credit	23
Tenants evicted	23
Anti-social behaviour (ASB)	23
Calls answered (Housing Customer Services)	24
Tenancies sustained	24
Re-let times	24
Empty homes	24
Council housing repairs and maintenance	
Repairs completed in time	25
Satisfaction with completed repairs	25
Calls answered (Repairs Helpdesk)	25
Council housing investment and asset management	
Decent Homes Standard	26
Gas safety compliance (council homes)	26
Lift breakdowns	26
Leaseholder disputes	27

This housing performance report covers Quarter 3 (Q3) of the 2022/23 financial year. It uses red, amber and green ratings to provide an indication of performance.

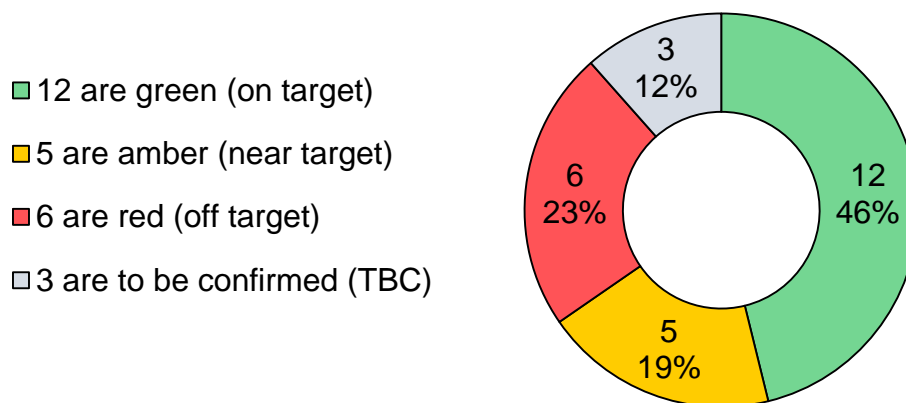
Part one provides an update of performance against the Housing Committee work plan objectives for 2019 – 2023:



Part two presents results for a range of performance indicators across Housing and similarly uses red, amber and green ratings, as well as trend arrows. Commentary has been included for indicators which are red. During Quarter 3, the ratings and trends were as follows:

- | | |
|---|---|
| <p>G Green – on target
(12 indicators)</p> <p>A Amber – near target
(5 indicators)</p> <p>R Red – off target
(6 indicators)</p> | <p>↑ Improved since last time
(15 indicators)</p> <p>↔ Same as last time
(0 indicators)</p> <p>↓ Poorer than last time
(8 indicators)</p> |
|---|---|

Performance indicators



Part one: Housing Committee priorities and work plan 2019-23

1. Provide additional affordable homes

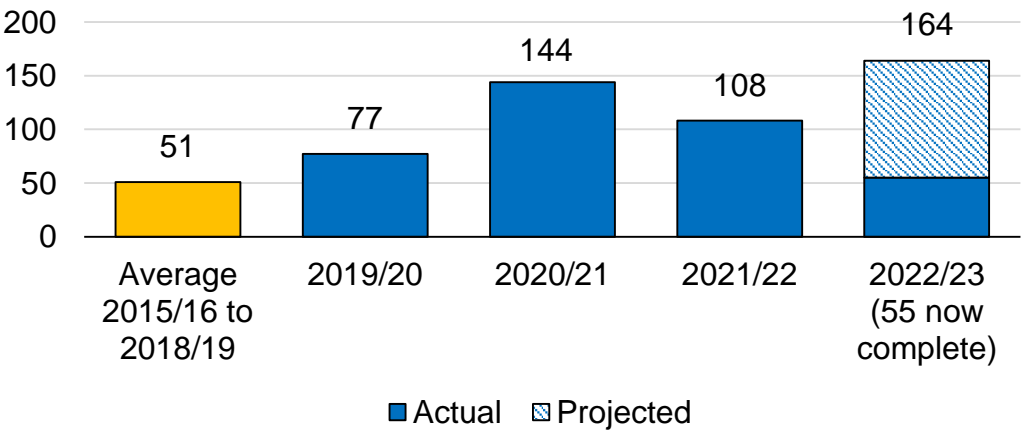
1.1 Off track: Achieve 800 additional council homes (including develop the existing Hidden Homes strategy)

Regular updates on progress are provided to Housing Supply Member Board.

A total of **493** homes are projected for completion between April 2019 and March 2023, including 384 already completed:

- 2019/20: 77 homes – buy backs (43 Home Purchase), Hidden Homes (6), Kensington Street (12), Tilbury Place (15) and Devon Lodge (1 lease handed back)
- 2020/21: 144 homes – buy backs (40 Home Purchase and 24 NSAP – Next Steps Accommodation Programme), Buckley Close (12), Hartington Road (38) and Hawkridge Court (30)
- 2021/22: 108 homes – buy backs (66 Home Purchase, 6 NSAP and 18 Rough Sleepers Accommodation Programme – RSAP), Hidden Homes (8) and Oxford Street (10)
- 2022/23: 164 homes – buy backs (107 general needs and 12 RSAP), Hidden Homes (3) and Victoria Road (42)
- Although outside of the timescale of the Housing Committee workplan, there are a further 192 homes projected for completion during 2023/24 (including 176 Homes for Brighton & Hove dwellings)

Additional council homes per year



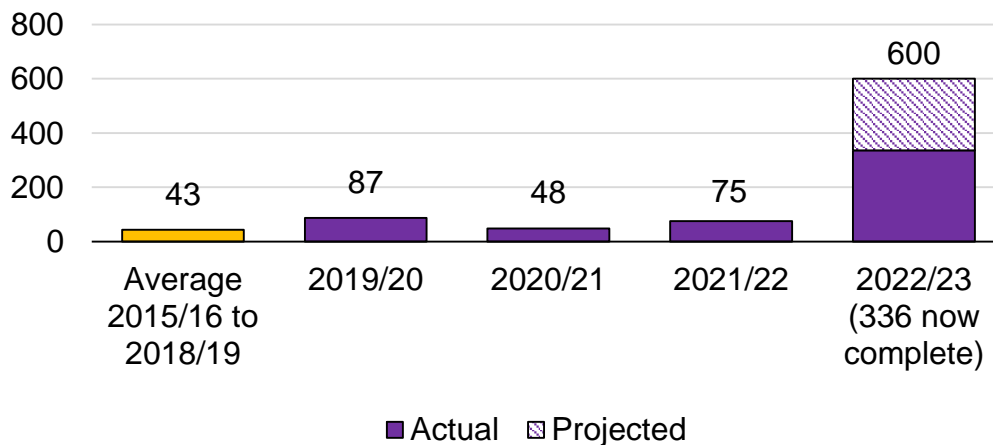
1. Provide additional affordable homes

1.2 On track: Achieve 700 other additional homes (registered provider, affordable rented, shared ownership)

A total of **810** homes (243 rent and 567 shared ownership) are projected for completion between April 2019 and March 2023, including 414 already completed:

- 2019/20: 87 homes – Montpelier Place (5), Kingsway (54) and Circus Street (28)
- 2020/21: 48 homes – Freehold Terrace (8), Plumpton Road (2), Nevill Road (4) and Preston Road (34 from two providers)
- 2021/22: 75 homes – Preston Barracks (19), Falmer Avenue (13), Hangleton Way (33) and Lions Gardens (10)
- 2022/23: 600 homes – Edward Street (33), School Road (104), Preston Barracks (226), Graham Avenue (125), Sackville Hotel (7), New Church Road (5) and King’s House (100)

Other additional homes per year

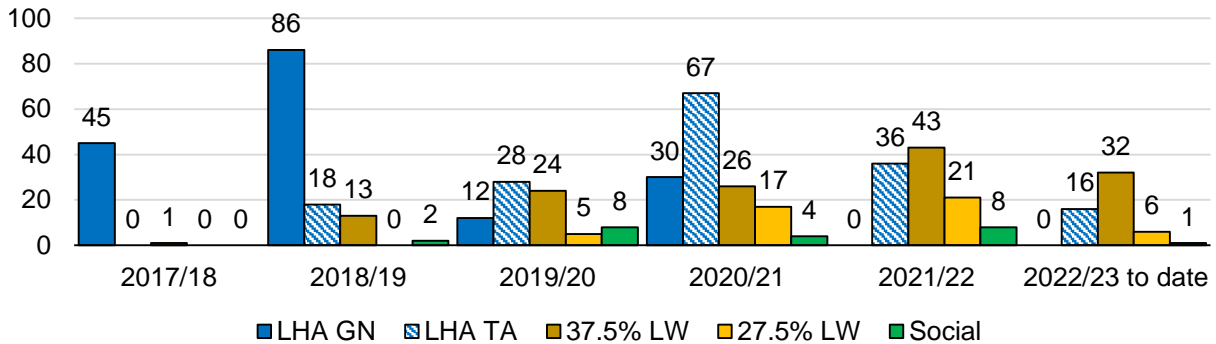


1. Provide additional affordable homes

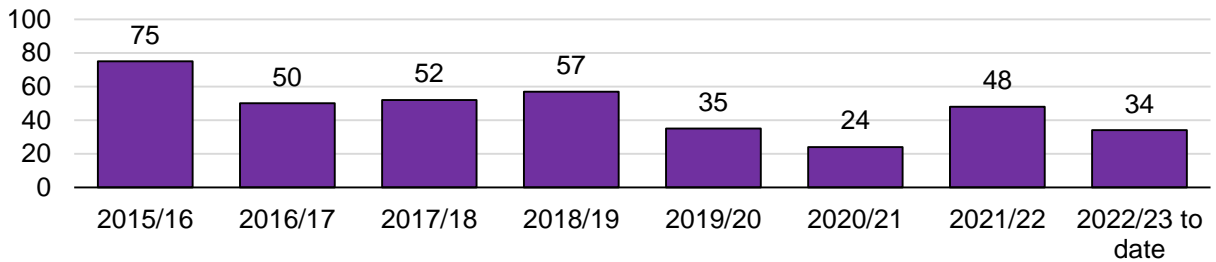
1.3 On track: Review the rent policy to maximise the number of council homes replaced at social or living wage rents (especially those at 27.5% Living Wage)

18% of new general needs (GN) council homes delivered during 2022/23 to date are at social or 27.5% Living Wage rents (7 of 39) and the remaining 82% (32 of 39) are at 37.5% Living Wage rents. The 16 new homes at Local Housing Allowance (LHA) rates are temporary accommodation and RSAP properties.

Additional council homes by rent level



Council homes sold through the Right to Buy (RTB)



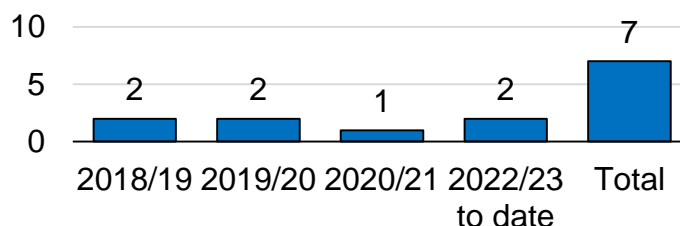
1.4 On track: Develop a policy for the council to take the role of developer on major sites

- Homes for Brighton & Hove Joint Venture is now a delivery company

1.5 Slightly off track: Bring a report to committee identifying suitable sites to work in partnership with Community Land Trust (CLT) for development

- 7 out of 10 sites so far identified for Community Land Trust development
- Planning applications are regularly reviewed to seek opportunities for self-build plots on large private development sites, but this has not yet yielded suitable plots

Sites identified



2. Improving private rented housing

2.1 On track: Review and resubmit selective licensing scheme proposal to improve the management and standards of private rented sector homes in the city

- Private Sector Housing Update went to Housing Committee in September 2022, which included progress on Selective Licensing and another report on progress is on the agenda at Housing Committee in January 2023

2.2 Off track: Research and review an ethical loan scheme

- This work has been deferred due to Covid-19 recovery priorities and resource capacity issues
- Community Housing Pilot update report went to Housing Committee in November 2022, with an update on the proposed community led housing ethical loans scheme pilot

2.3 Off track: Develop or commission an information or advice hub for private renters and consider options for a private tenants' forum

- This work has been deferred due to Covid-19 recovery priorities and resource capacity issues

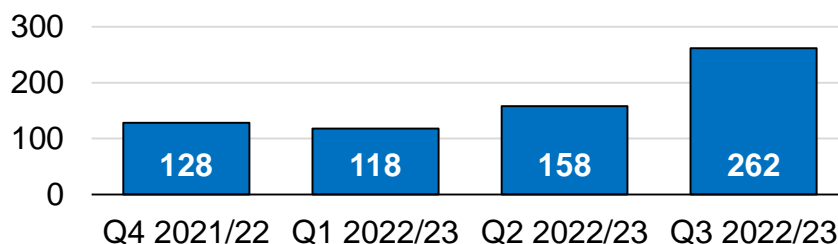
2.4 On track: Research and develop a social lettings agency

- Report due for Housing Committee by end of 2022/23
- Previous report taken to Housing Committee in September 2021, which agreed to re-brand 'Direct Lets' work which places households into the private rented sector

2.5 On track: Develop the enforcement approach to private sector housing to reflect the full range of potential options available to improve management and standards

- Private Sector Housing Update went to Housing Committee in September 2022
- A project for the enforcement of the Minimum Energy Efficiency Standards (MEES) has been ongoing since April 2022. Following a successful grant application to the Department for Business, Energy and Industrial Strategy (BEIS), £70,765 has been awarded for use up to May 2023
- A new set of Performance Indicators were agreed at Housing Committee in September 2022 (please see page 18 of this report)
- Request for assistance top categories during Q3: 95 disrepair (37%), 50 dampness (20%) and 17 HMO noise nuisance (7%)

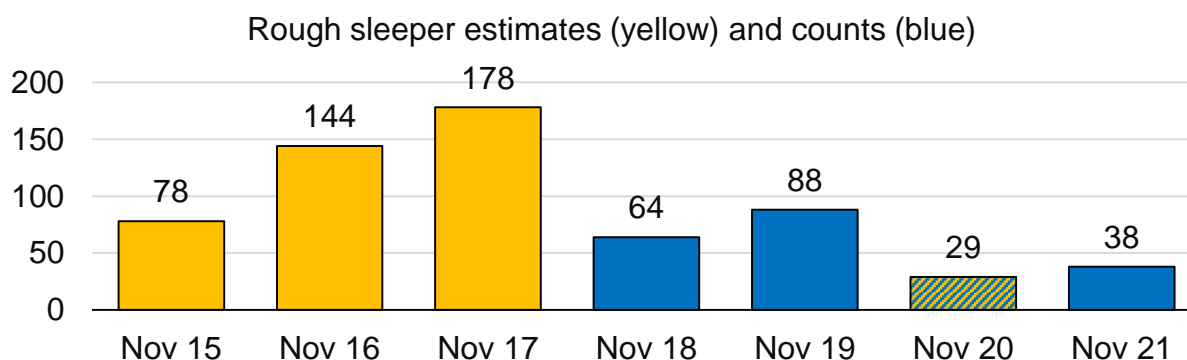
Requests for assistance received



3. Alleviating homeless and rough sleeping

3.1 On track: Develop a rough sleeping strategy (to include partnerships with community homeless and faith projects and delivery of homeless enterprise projects)

- Homeless & Rough Sleeper Strategy approved by Housing Cttee in June 2020
- Homelessness and Rough Sleeping update went to Housing Cttee in March 2022



The November 2020 figure used a blended methodology of an estimate with a spotlight count, due to the national Covid lockdown at the time. Please note that estimates have only been carried out at times when counts have not been.

3.2 On track: Review/consult/adopt the Homeless Bill of Rights

- Values of the Homeless & Rough Sleeper Strategy approved by Housing Committee in June 2020 align to the Homeless Bill of Rights. Strategy states that *'The Homeless Bill of Rights should be viewed as a standard against which the Council and its partners judge our policies and practices'*
- The Homeless Bill of Rights was adopted by Full Council in March 2021 and is an aspirational document against which to measure services and progress

3.3 No longer applicable: Provide a 365 day night shelter

- Night shelter was closed in early April 2020 on the advice of what was then the Ministry of Housing, Communities & Local Government (MHCLG) and Public Health England due to Covid-19 restrictions, as it had congregate sleep sites

3.4 On track: Expand Housing First

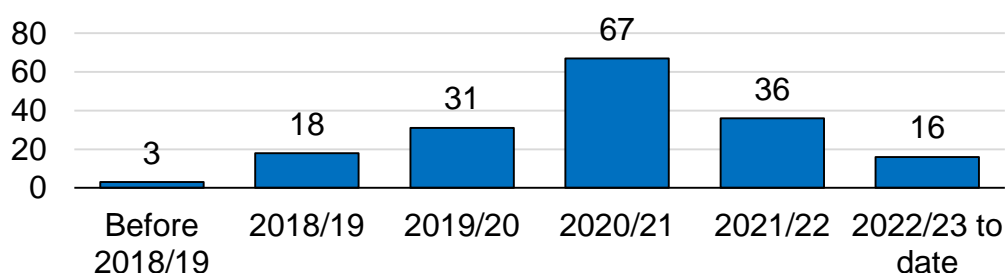
- As of end December 2022, there were 107 homes used for Housing First including Housing-led support

3. Alleviating homeless and rough sleeping

3.5 On track: Develop a strategy for the provision of council run temporary accommodation including Seaside Homes

- Report due for Housing Committee in Quarter 4 2022/23
- Manoj House (Hartington Road) – 38 homes became ready in February 2021
- George Cooper House (Oxford Street) – 10 homes completed in March 2022
- Buy backs – 29 of 266 homes purchased are for temporary accommodation, plus 30 NSAP and 33 RSAP (92 dwellings across all three categories)

Council owned temporary accommodation, NSAP and RSAP dwellings by year delivered



3.6 On track: Develop a homeless strategy, ensuring homeless people are involved in the design and development of services which directly affect them

- Homelessness & Rough Sleeper Strategy approved by Housing Committee in June 2020
- Homeless Reduction Board has been meeting since September 2020 and its role includes monitoring progress of the aspirations contained in the Homeless Bill of Rights and making recommendations to Housing Committee
- Homeless Reduction Operational Board has been meeting quarterly since July 2021 and includes people with a lived experience of homelessness. It reports to the Homeless Reduction Board

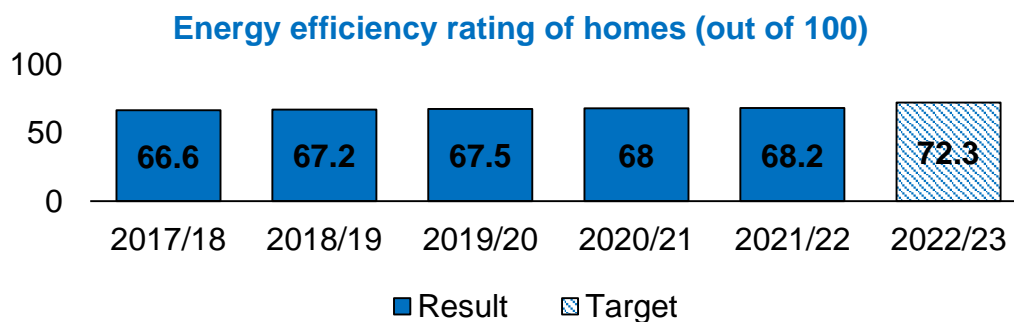
4. Achieving carbon reductions and sustainability in housing including address fuel poverty

4.1 On track: Develop an action plan to set out how we will work collaboratively to ensure housing contributes to making the city carbon neutral by 2030

- Latest 'Carbon Reduction in Housing Update' report went to Housing Committee in September 2022 which details work towards developing an Energy Plan, aligned to a revised Asset Management Strategy, and outlines work to inform a plan towards the 2030 carbon neutral target
- Energy modelling software is currently being used to enable costed retrofit plans to be developed for council homes
- Work progressing with the Retrofit Taskforce, led by Lewes and Eastbourne and University of Brighton to identify regional approach to retrofitting council homes
- Over 40 Air Source Heat Pumps have been installed in properties with inefficient electric heating, with insulation upgrades at the same time where appropriate, and a further 50-60 installs are planned in the remainder of the current financial year
- Options appraisals are currently being carried out to install low carbon heating and hot water services in five high rise blocks and one seniors housing scheme

4.2 Slightly off track: Develop a new PV and energy efficiency strategy for council homes to include standards for new homes

- A New Builds Sustainability Policy has been produced and agreed. The revised HRA Energy Strategy is in progress and will be finalised when the revised HRA Asset Management Strategy has been approved at Housing Committee
- Standards for new council homes are guided by the revised new build specification – minimum Energy Performance Certificate rating of A
- Procurement of domestic solar PV programme on council homes (1,000 households to be delivered over three years) began October 2022 with install programme expected to start in Spring 2023



4.3 On track: Review the energy efficiency and provision on all new developments

- A report providing an 'Update on Sustainability Measures for New Homes and Housing Supply Sustainability Policy' went to Housing Committee in January 2021 and the committee endorsed a draft New Build Housing Sustainability Policy
- Victoria Road new build scheme will pilot a low energy 'microgrid' heating and electricity solution integrating ground source heat pumps and solar panels to reduce residents' bills

4. Achieving carbon reductions and sustainability in housing including address fuel poverty

4.4 On track: Investigate and report the possibility of bulk buying PV panels and other energy saving resources

- Round 1 of the Solar Together Sussex (STS) scheme was launched in Autumn 2020 with over 80 installations completed in this phase
- Round 2 of STS was launched in September 2021: over 7,000 homes registered across Sussex and a local supplier has been appointed to carry out installations
- Options for Round 3 of the scheme are currently being considered by the partnership of Sussex local authorities

5. Improving council housing and community involvement

5.1 On track: Work with tenants to develop a 'decent environment' standard

- Report due for Housing Committee in Quarter 4 2022/23
- A twelve-week pilot of estate walkabouts was undertaken from May to August 2022: these will help establish a schedule of improvements and budget allocation
- A review of the pilot was completed and reported to area panels in October 2022, and information from it will be used to consider a decent environment standard
- The Estates Walkabout schedule will be published for two years and promoted with ward councillors, lead councillors and residents

5.2 On track: Develop a fire safety programme in conjunction with tenants and residents

- Sprinklers are now fitted as standard in all council new build homes
- The Building Safety Bill is now confirmed as an act and consultants are now in place to provide a road map to support the council's responsibilities under the new act, which has links to the Social Housing Regulation
- A full Fire, Health & Safety and Compliance report is currently being undertaken on council housing stock and the requirements on the council. This will detail the current arrangements and the resources needed to meet future arrangements
- Meetings with East Sussex Fire and Rescue (ESFR) take place every four weeks and they are fully engaged with the council processes

5.3 On track: Review and develop a new tenant and community involvement policy/strategy for housing, ensuring we learn from the lived experience of our clients, meet the 'Involvement and Empowerment' standard and that co-production is at the heart of our tenant and resident involvement work

- New Tenant and Leaseholder Engagement Strategy was approved at Housing Committee in March 2021

5. Improving council housing and community involvement

5.4 On track: Extend participatory budgeting

- Report approved at March 2021 Housing Committee including development of a policy for extending participatory budgeting

5.5 On track: Develop the work undertaken with leaseholders to develop a new leasehold involvement policy, setting out how leaseholders can be supported to be more proactively involved in capital works and other leasehold matters

- New Tenant and Leaseholder Engagement Strategy was approved at Housing Committee in March 2021
- Consultation with leaseholders on planned and major capital works and other improvement projects has concluded and our contracts and framework are now operating
- Leaseholders are being consulted where the council has plans to undertake works under these contracts on a block-by-block basis
- A procedure for engagement with tenants and leaseholders for proposed projects that will be tendered through the major works framework has been established and a more robust resident engagement process adopted
- Our planned works contracts and all other projects will be consulted with residents in the same manner as capital major projects
- Extended leaseholder payment options are approved and available to leaseholders who request this

6. Enabling more affordable home ownership

6.1 On track: Work with Community Land Trust (CLT) to develop self-build opportunities

- CLT focus is on affordable rented homes which are likely to be self-build
- Self-build plots including for community led housing groups have been included as part of planning agreement for Toad's Hole Valley

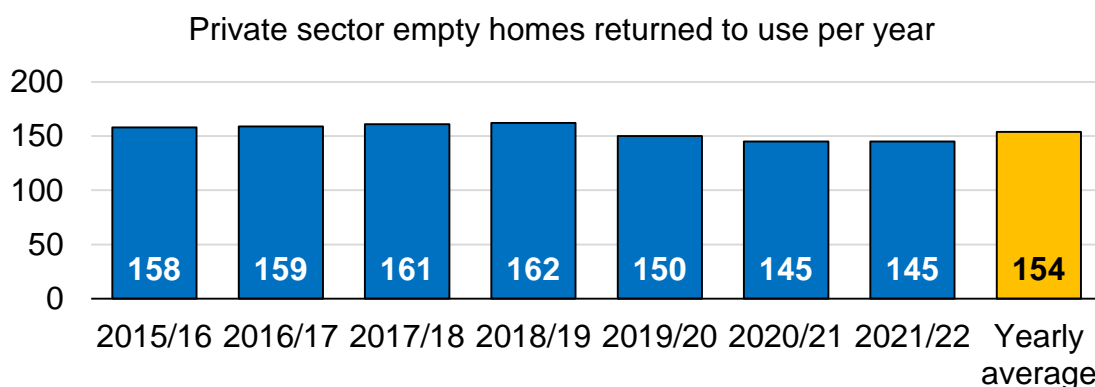
6.2 On track: Work with Homes for Brighton & Hove and registered providers in the city to develop 500 shared ownership properties for essential workers who live and work in the city

- 567 shared ownership homes are projected for development between April 2019 and March 2023
- The Living Wage Joint Venture, Homes for Brighton & Hove, has started construction on its first two sites totalling 346 homes
- Homes for Brighton & Hove is becoming a delivery company, with 168 Hyde shared ownership homes and 178 rented homes (176 council and 2 Hyde) expected for completion in 2023/24

7. Make fuller use of shared housing capacity

7.1 Slightly off track: Review our empty homes policy to ensure 650 empty homes are brought back into use

- 440 private sector vacant dwellings (empty for more than six months) were returned into occupation within the first three years of the timescale of the Housing Committee workplan, with one year remaining



7.2 On track: Develop a policy to incentivise households to relinquish council tenancies as an alternative to right to buy

- Report due to Housing Committee in Quarter 3 2023/24

7.3 Off track: Investigate the possibility of supporting a 'lodger' scheme and report to Committee

- Committee report due for March 2021 – deferred due to service pressures and Covid-19 recovery priorities

7.4 On track: Undertake an impact assessment of short-term holiday lets and Air BnB in the city and consider options that may inform an approach to alleviate the most detrimental issues arising

- Report on Regulation of Short-Term Holiday Lets was agreed at Tourism, Equalities, Communities & Culture and Housing committees in March 2020. It included using existing powers to deal with complaints, ensuring coordinated approach to enforcement between services and lobbying central government for enhanced enforcement powers and a national registration scheme
- A system is in place for the public to report issues with short term holiday lets, so that relevant council teams can take appropriate enforcement action where possible
- The council responded to the Government's call for evidence on a Tourist Accommodation Registration Scheme

8. Alleviating poverty

8.1 Slightly off track: Ensure the in house repairs services include measures to: provide opportunities for young people to develop skills for example through apprenticeships; maximise community benefits, including through use of local firms and labour for supply chain as well as planned and major works; and, develop pathways to employment that are inclusive in offering opportunities to all the communities we serve

- The Repairs & Maintenance service currently employs seven electrical apprentices and is planning to expand to 20 apprenticeships in total by the end of 2023

8.2 Slightly off track: Review arrears policy to ensure all action is taken at the earliest stage, support given and eviction is used as a last resort








- The arrears policy is currently being reviewed by the Housing Income Management Team







8.3 On track: Develop an arrears policy for temporary accommodation, which gives tenants the same level of support and assistance as those in permanent accommodation

- Policy is in place for long term temporary accommodation which matches that in council owned housing

Part two: Performance indicators






The council is responsible for managing 11,772 council owned homes and 2,278 leaseholder homes, as well as providing temporary accommodation for 1,795 households.

	Customer feedback – all Housing services	Target	Q2 2022/23	Q3 2022/23	Status against target	Trend since Q2
9.1	 Compliments received from customers	Info	106	163	n/a	n/a
9.2	 Stage one complaints responded to within 10 working days	80%	74% (111 of 150)	82% (150 of 182)		
9.3	Stage one complaints upheld	Info	38% (57 of 150)	46% (83 of 182)	n/a	n/a
9.4	Stage two complaints upheld	18%	35% (8 of 23)	17% (4 of 23)		


  Private sector housing		Target	Q2 2022/23	Q3 2022/23	Status against target	Trend since Q2
10.1	Total licensed Houses in Multiple Occupation (HMOs)	Info	3,527	3,574	n/a	n/a
10.2	Corporate KPI: HMOs where all special conditions have been met (for licences issued over 12 months ago)	58%	62.92% (1,205 of 1,915)	65.00% (1,250 of 1,923)		
<p>The target of 58% for the end of Q2 is set as a step towards a target of 60% at the end of Q4. The indicator above measures cases where the council has verified that conditions have been completed and it is anticipated this figure will continue to rise over the course of the year.</p>						
10.3	Corporate KPI: Private sector vacant dwellings returned into occupation (empty for more than two years)	9	18	9		
<p>This indicator used to apply to properties empty for longer than six months but has now changed to focus on properties empty for more than two years, which require more intensive casework. Most properties empty for less than two years do not require intensive casework and may often come back in to use without intervention.</p>						












NB Additional indicators relating to private sector housing are being developed with the aim of including them in the reports starting with the Housing Committee version of the report covering Quarter 3 2022/23. These are as follows:




- Number of requests for action
- Number of property inspections completed
- Number of Category 1 and 2 hazards identified
- Proportion of Category 1 and 2 hazards resolved through informal action
- Proportion of cases escalated following non-compliance of improvement notice.

 Housing adaptations		Target	Q2 2022/23	Q3 2022/23	Status against target	Trend since Q3
11.1	Private housing – average weeks taken to approve Disabled Facilities Grant applications	10	18.4	18.3		
11.2	New: Private housing – average weeks taken for contractor to complete works	Info	38.4	34.7	n/a	n/a
11.3	Council housing – average weeks taken to approve applications and commence works	10	21.2	11.1		
11.4	New: Council housing – average weeks taken for contractor to complete works	Info	23.9	16.6	n/a	n/a

The amber threshold for the two targeted indicators above is set at 26 weeks based on historic guidance timescales, with the target of 10 weeks reflecting revised guidance timescales. We are now also able to provide two additional indicators measuring the average time taken to complete adaptations works, as requested at Housing Committee.

 Housing Needs – Housing Options and allocations		Target	Q2 2022/23	Q3 2022/23	Status against target	Trend since Q2
12.1	Corporate KPI: Households where homelessness was prevented due to casework by the council and partner agencies	424	403	TBC	TBC	TBC
We are planning to introduce new performance indicators relating to homelessness prevention and relief for 2023/24. The indicator above is not an ideal measure of performance, as lower numbers of preventions could occur because fewer people are being threatened with homelessness, rather than a lower proportion of overall cases resulting in a prevention.						
12.2	New households accepted as homeless	Info	136	TBC	n/a	n/a
12.3	Number of households on the housing register	Info	7,506	7,582	n/a	n/a

 Housing Needs – temporary accommodation (including emergency accommodation)	Target	Q2 2022/23	Q3 2022/23	Status against target	Trend since Q2	
13.1	Corporate KPI: Total households in temporary accommodation	1,750 or fewer	1,809	1,795		
The target of 1,750 for the end of Q3 is set as a step towards a target of 1,700 at the end of Q4. For now this Corporate KPI includes 38 NSAP and RSAP households but will be reviewed for the next financial year.						
13.2	Rent collected for emergency accommodation (year to date including loss from empty homes)	89.21%	88.97% (£1.92m of £2.16m)	95.24% (£2.99m of £3.14m)		
13.3	... as above but excluding rent loss from empty homes	For info	105.49% (£1.92m of £1.82m)	109.81% (£2.99m of £2.72m)	n/a	n/a
The indicator above (like the other rent collection indicators in this table) measures the actual amount of rent collected during the year to date compared to the amount due within the same period. It is sometimes possible for the former to be larger, thereby producing results over 100%.						
13.4	Rent collected for leased properties (year to date including loss from empty homes)	96.96%	89.00% (£3.10m of £3.48m)	86.56% (£4.58m of £5.29m)		
The service is working to bring the rent collection rate for leased properties in line with the rate for Seaside Homes, building upon recent successes in bringing the latter back on target.						
13.5	... as above but excluding rent loss from empty homes	For info	94.99% (£3.10m of £3.26m)	92.08% (£4.58m of £4.92m)	n/a	n/a
13.6	Rent collected for Seaside Homes (year to date including loss from empty homes)	91.00%	89.02% (£2.45m of £2.75m)	91.50% (£3.83m of £4.18m)		
13.7	... as above but excluding rent loss from empty homes	For info	94.57% (£2.45m of £2.59m)	97.46% (£3.83m of £3.93m)	n/a	n/a
13.8	Empty temporary accommodation homes	For info	79	62	n/a	n/a
The indicator above includes 31 block-booked, 19 private sector leased and 12 Seaside Homes dwellings. These are dwellings that were available to let as temporary accommodation.						
13.9	Seaside Homes properties with a valid Landlord's Gas Safety Record	100%	99.4% (419 of 422)	99.8% (421 of 422)		
13.10	Leased properties with a valid Landlord's Gas Safety Record	For info	84.6% (498 of 589)	83.5% (475 of 569)	n/a	n/a
The indicator above does not have a target because when it comes to leased properties the council's role is to monitor progress and remind landlords to arrange gas safety checks, whereas the council's gas contractor carries out checks in Seaside Homes.						

 Council housing – supply		Q2 2022/23	Q3 2022/23
14.1	 Additional council homes	24	16
14.2	... at Local Housing Allowance (LHA) rents	25% (6 of 25)	50% (8 of 16)
All homes at LHA rates delivered during Q3 were for RSAP households			
14.3	... at 37.5% Living Wage rents	64% (16 of 25)	31% (5 of 16)
14.4	... at 27.5% Living Wage rents	4% (1 of 25)	19% (3 of 16)
14.5	... at social rents	4% (1 of 25)	0% (0 of 0)
14.6	Council homes sold through the Right to Buy	5	8
Of the 8 homes sold during Q3, 2 were leasehold (flats) and 6 were freehold (houses)			
14.7	Net change in the number of council homes – all rent levels	+19	+8
14.8	Net change in the number of council homes – social and 27.5% Living Wage rent homes only	-3	-5
14.9	 Total council owned homes	11,764	11,772
Total council owned dwelling stock of 11,772 includes 10,724 general needs, 877 seniors housing, 38 council owned emergency accommodation, 70 council owned temporary accommodation, 30 NSAP and 33 RSAP dwellings (including new dwellings).			

14.10 Council housing – buy backs (Home Purchase and Next Steps / Rough Sleepers accommodation)

Buy backs by application date	2017/18	2018/19	2019/20	2020/21	2021/22	2022/23 to date	Total
Total applications	5	53	88	157	158	69	530
Of which, became purchases	2	32	53	91	78	10	266
Council declined	1	13	11	16	10	6	57
Owner declined offer	1	5	12	15	14	1	48
Owner withdrew	1	3	12	34	51	15	116
Outcome pending	0	0	0	1	5	37	43

Completed buy backs by rent level	2017/18	2018/19	2019/20	2020/21	2021/22	2022/23 to date	Total
Completed purchases	1	13	43	64	90	55	266
... general needs social rent	0	0	1	4	0	1	6
... general needs 27.5% Living Wage	0	0	5	17	21	6	49
... general needs 37.5% Living Wage	1	5	24	14	43	32	119
... temporary housing at LHA rates	0	8	13	29	26	16	92





Summary of all buy backs since start of programmes, September 2017







Total purchases	Social rent	27.5% LWR	37.5% LWR	LHA rate	No. rent reserve applied	Total rent reserve applied	Net modelled subsidy (surplus) over all properties to date (£)
266*	6	49	119	92	46 **	£1.973m ***	£232,000

* Of which 240 are flats (7 studio, 82 one bed, 131 two bed, 20 three beds plus) and 26 are houses (4 two bed, 22 three beds plus)






** Following Housing Committee decision to use rent reserve to keep rents as low as possible

*** Applied during 2021/22 – a further £830k is anticipated to be used during 2022/23















 Council housing – management		Target	Q2 2022/23	Q3 2022/23	Status against target	Trend since Q2
15.1	Corporate KPI: Rent collected as proportion of rent due (current tenants)	96.65%	94.58% (£55.5m of £58.7m)	94.12% (£55.3m of £58.7m)		
<p>The Q2 and Q3 figures above are forecasts for the whole of the 2022/23 financial year. The methodology excludes rent loss from empty properties and includes arrears from the end of the previous financial year. Analysis from Housemark has found that rent arrears across the social housing sector have increased steadily since the summer of 2021 (when emergency uplifts to benefits ended and inflation started to rise) and continue to increase with ongoing cost-of-living crisis. Locally, a recovery plan is being implemented to reduce arrears and vacancies in the Income Management team are being recruited to, which should improve collection rates. The team will also be reviewing its approach to income collection, working closely with the council's corporate debt board to implement a 'training standard' and are also looking at some proactive work with LIFT to identify and support households with multiple debts.</p>						
15.2	 Tenancies on Universal Credit (UC)	Info	29% (3,377 of 11,405)	31% (3,572 of 11,457)	n/a	n/a
15.3	Tenancies on UC who are in arrears and have an Alternative Payment Arrangement (APA)	Info	43% (1,006 of 2,332)	42% (1,066 of 2,529)	n/a	n/a
<p>Of the 3,572 tenants on UC there were 2,529 who also had rent arrears. Of the latter, 1,066 had an APA in place, whereby housing costs of UC are paid direct to the council as their landlord.</p>						
15.4	Arrears of UC tenancies as a proportion of total arrears	Info	59% (£1.9m of £3.2m)	64% (£2.2m of 3.5m)	n/a	n/a
15.5	Evictions due to rent arrears	Info	0	0	n/a	n/a
15.6	Evictions due to anti-social behaviour (ASB)	Info	0	0	n/a	n/a
15.7	New reports of ASB from victims and witnesses	Info	206	110	n/a	n/a
15.8	ASB perpetrator cases opened	Info	147	75	n/a	n/a
15.9	ASB perpetrator cases closed	Info	154	112	n/a	n/a
15.10	Average days to close ASB perpetrator cases	Info	80	105	n/a	n/a
15.11	Active ASB perpetrator cases at quarter end	Info	164	124	n/a	n/a
<p>The anti-social behaviour (ASB) indicators in this section have been developed to reflect the way ASB is recorded on the new housing management IT system, which includes reports from victims and witnesses as well as linked cases dealt with in relation to the perpetrators. There are often multiple victims and witnesses linked to a single perpetrator.</p>						











 Council housing – management	Target	Q2 2022/23	Q3 2022/23	Status against target	Trend since Q2
15.12  Calls answered by Housing Customer Services	85%	88% (6,123 of 6,972)	89% (5,061 of 5,715)		
15.13 Tenancies sustained following difficulties (Tenancy Sustainment Team cases)	90%	100% (20 of 20)	95% (19 of 20)		


Please note the indicators in the table below and their targets are being reviewed as part of a project across Housing focused on reducing the number of empty council homes.

 Council housing – empty homes	Target	Q2 2022/23	Q3 2022/23	Status against target	Trend since Q2
15.14  Average re-let time in calendar days excluding time spent in major works	21	76	64		
Re-let times are high while recovery efforts remain underway to tackle a backlog of empty council homes, which includes many homes which have been empty for long periods of time. However, the number of re-lets during 2021/22 (472) was up on 2020/21 (213) and above pre-pandemic levels seen during 2019/20 (445). Furthermore, the number of re-lets during the three quarters of 2022/23 (455) is significantly above 2021/22 levels (which averaged 118 per quarter) and the number of empty homes has decreased from 153 to 144 during the quarter.					
15.15 Average 'key to key' re-let time in calendar days including time spent in major works	Info	130	103	n/a	n/a
15.16 Number of previously occupied council homes re-let (general needs and seniors)	Info	154	125	n/a	n/a
15.17 Number of new council homes let for the first time (general needs and seniors)	Info	18	16	n/a	n/a
15.18  Empty general needs and seniors council homes (includes new homes)	Info	153	144	n/a	n/a
15.19 Empty council owned temporary, emergency, NSAP and RSAP accommodation homes (includes new homes)	Info	33	30	n/a	n/a

Please note the figures for the first three indicators in the table below are provisional as there are currently issues with reporting of repairs data arising from the switchover of our main housing management IT system since the start of July 2021. At present two IT systems are being used and it is not possible to integrate reporting between them, meaning that performance data is currently being extracted and manually combined from the two systems, which is likely to be less accurate than automatic system reporting (due to the volume and multiple stages of the jobs managed by the Repairs & Maintenance service). We are in the process of procuring a new works management system. Once we have this new system, we should be able to report on all jobs automatically.

 Council housing – repairs and maintenance		Target	Q2 2022/23	Q3 2022/23	Status against target	Trend since Q1
16.1	 Emergency repairs completed within 24 hours	99%	98.6% (2,645 of 2,682)	98.3% (3,431 of 3,490)		
16.2	Corporate KPI: Routine repairs completed within 28 calendar days	70%	58.5% (2,384 of 4,077)	59.0% (2,959 of 5,014)		
Although performance has improved, recently completed routine repairs have included jobs from a backlog which has built up since the start of the pandemic and due to reduced staffing levels and availability of contractors. This means that these jobs took longer than their target timescales once they were completed. The Repairs & Maintenance service has completed the recruitment of trade staff and has recruited additional staff to help deal with the current backlog. Sub-contractors have also been mobilised to increase capacity.						
16.3	Average time to complete routine repairs (calendar days)	15	55	83		
As above.						
16.4	 Calls answered by Repairs Helpdesk	85%	92% (15,973 of 17,315)	TBC	TBC	TBC
16.5	 Surveyed tenants satisfied with repairs: standard of work	96%	99% (911 of 924)	97% (456 of 470)		
16.6	Surveyed tenants satisfied with repairs: overall customer service	96%	98% (908 of 924)	97% (456 of 470)		

 Council housing – investment and asset management		Target	Q2 2022/23	Q3 2022/23	Status against target	Trend since Q2
17.1	 Corporate KPI: Dwellings meeting Decent Homes Standard	100%	96.2% (11,317 of 11,764)	96.8% (10,218 of 11,772)		
<p>There had been a lack of planned installations of new kitchens and bathrooms throughout much of 2020/21 and 2021/22 due to Covid restrictions, shortages of supplies and components. Performance is expected to improve further with the recent Housing Committee decision to approve the appointment of up to two new contractors for kitchens and bathrooms.</p>						
17.2	Corporate KPI: Energy efficiency rating of homes (out of 100)	72.3	68.3	74.0		
<p>This increase is partly due to the procurement of new energy modelling software, which came into use for reporting this indicator during Q3 2022/23 and involved extensive updates to the underlying data in order to reflect improvements made to the council housing stock, such as boiler replacements and new windows.</p>						
17.3	 Council properties with a valid Landlord's Gas Safety Record	100%	99.99% (10,102 of 10,103)	100% (10,104 of 10,104)		
17.4	 Lifts restored to service within 24 hours	95%	83% (134 of 161)	TBC	TBC	TBC

 Leaseholder disputes		Q2 2021/22	Q3 2022/23
18.1	Stage one disputes opened	5	9
18.2	Stage one disputes closed	1	12
18.3	Active stage one disputes (end quarter)	26	29
18.4	Stage two disputes opened	0	2
18.5	Stage two disputes closed	1	0
18.6	Active stage two disputes (end quarter)	6	8
18.7	Stage three disputes opened	1	0
18.8	Stage three disputes closed	0	0
18.9	Active stage three disputes (end quarter)	2	2

