

# LA travel assistance survey

1. Which Local Authority do you represent?			
Answer Choices		Response Percent	Response Total
1	Open-Ended Question	100.00%	31
1	London Borough of Ealing		
2	Dorset		
3	Bradford		
4	Gloucestershire		
5	Doncaster		
6	Devon County Council		
7	Cumbria County Council		
8	Calderdale Council		
9	Bath and North East Somerset		
10	Gateshead		
11	Calderdale		
12	East Sussex		
13	Darlington		
14	Bracknell Forest Council		
15	Blackburn with Darwen Borough Council		
16	Portsmouth City Council		
17	Saffordshire		
18	Cheshire East		
19	West Berkshire Council		
20	Buckinghamshire Council		
21	NSC		
22	Gateshead		
23	Nottinghamshire County Council		
24	Cornwall Council		
25	East Sussex County Council		
26	Gloucestershire		
27	Bedford Borough Council		
28	Isle of Wight		
29	Cheshire West and Chester		
30	WSCC		
31	Darlington		
		answered	31
		skipped	0

## 2. Are you an unitary authority?

Answer Choices		Response Percent	Response Total
1	Yes	58.06%	18
2	No	41.94%	13
		answered	31
		skipped	0

## 3. Do you charge a parental contribution for travel assistance to children and young people with SEND, aged 16 to their 19th birthday?

Answer Choices		Response Percent	Response Total
1	Yes	61.29%	19
2	No	32.26%	10
3	Exploring introducing a fee in 2023	6.45%	2
		answered	31
		skipped	0




If yes, how much do you charge? (21)

1	825
2	370
3	£600.00 per year looking to increase to £800.00 from Academic year 23/24
4	£315 per year (10 x £31.50)
5	£480 per year
6	£650
7	£315
8	£684
9	£730
10	£600.00
11	£543 low income £688 non both mainstream and send
12	£450
13	£840
14	£927 5 days per week, £742 4 days per week, £556 3 days per week, £371 2 days per week, £185 1 day per week
15	724
16	£650
17	540 (per academic year)

### 3. Do you charge a parental contribution for travel assistance to children and young people with SEND, aged 16 to their 19th birthday?

18	£684/year
19	£445
20	This has come up for discussion but wouldn't say we're exploring introduction of a fee in 2023, yet.
21	770

### 4. Do you charge a parental contribution for travel assistance to children and young people in families that experience low income, aged 16 to their 19th birthday?

Answer Choices		Response Percent	Response Total
1	Yes		53.33% 16
2	No		43.33% 13
3	Exploring introducing a fee in 2023		3.33% 1
		answered	30
		skipped	1

If yes, how much do you charge? (17)

1	412.5
2	370
3	Contribution is normally halved if they are unable to receive assistance from the school /college bursary fund
4	£315 (10 x £31.50)
5	£480 per year
6	£315 (claim 16-19 or discretionary bursary)
7	£342
8	£365
9	If this is for SEND the answer is NO. If it's for mainstream school services then they pay the full journey cost.
10	£495.00
11	see above
12	£450
13	£840
14	If evidence supplied of low income - £618 5 days per week, £494 4 days per week, £371 3 days per week, £247 2 days per week, £124 1 day per week
15	540 (per academic year)
16	£342/year
17	£214

